

28HE Series High Efficiency Steam Boilers



Smith
CAST IRON BOILERS



High Efficiency

Smith Boilers is the only manufacturer offering a high-efficiency steam boiler; replace an aging or failed system and still attain fuel cost savings.

Efficiency [makes replacement the smart choice]

When you can get extensive savings from a high efficiency steam boiler, extensive costs of system conversion are no longer justified. When plans require an eye on value over time, and call for less hands-on operation and maintenance, Smith Boilers will get you there. Proven in decades past, proving it for decades to come.



Simple Install & Maintenance

Smith Boilers designs products with the needs of the contractor and end-user in mind. Our sectional design installs easily within existing mechanical rooms. Easy access for service and maintenance provides a longer service life.



Optimal Operation

Larger heat transfer surface and cast-in heat transfer pins allow for maximum thermal efficiency—during the course of its lifetime, the boiler pays for itself several times over. Additionally, our integral flue gas collector enables quieter operation.

Engineered [to be your long-term answer]




When you choose a replacement boiler, you want one that won't itself need replacement or extensive service. Smith Boilers's specialized machining and components ensure your decision stands up over time.




1. Machined Feet

Smith Boilers ship with their own steel floor rails that match section feet assembly; no need for shims or field adjustments. Sections are drawn together pair-by-pair to reduce stress for simplified, no-jack connection



2. Indestructible Port Connectors

Precise sectional alignment accommodates graphite port connectors that permanently withstand exposure to flue gases and steam pressure up to 15 psi, and any water pH factor



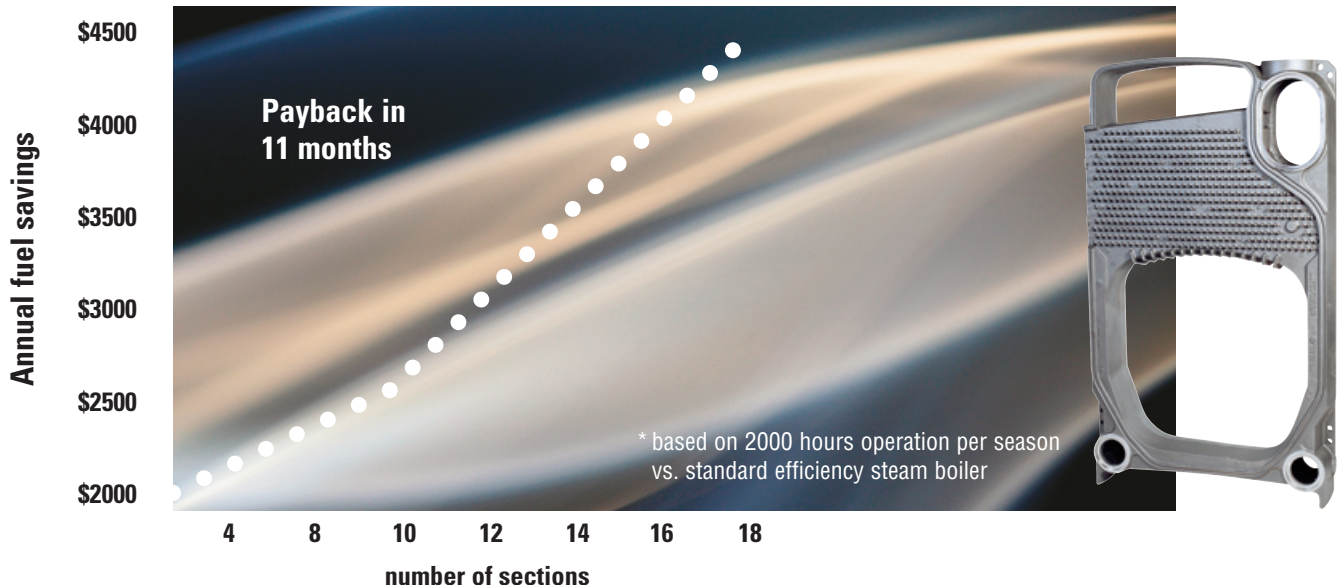
3. Large Steam Chest

The obround design of the upper port provides improved internal circulation and a drier steam, enhancing performance



4. Continuous Seal/Integral Smokehood

The exact alignment of the sections allows for a convenient continuous ceramic rope seal, as well as a cast-in smokehood in order to reduce the operational noise



28HE Series

HIGH EFFICIENCY STEAM BOILERS

Steam Standard Equipment

- Cast iron wet-base sections
- Insulated metal jacket
- Cast iron smokehood with integral damper
- Burner mounting plate with insulation block
- Front and rear flame observation ports
- Stack thermometer
- Steel angle floor rails
- Ceramic fiber rope seal between sections
- Graphite port connectors
- Low NO_x available
- 15 psi working pressure sections
- ASME relief valve, 15 psi
- Steam gauge
- Manual reset, Hi-Limit pressuretrol (Boiler/Burner units only)
- Operating pressuretrol (Boiler/Burner units only)
- Gauge glass and fittings

I B R Ratings, Burner Capacities and Dimensions (inches)

Designed and tested to the ASME boiler and pressure vessel code, section IV for maximum allowable working pressure, steam 15 psig.

Boiler Model Number (Note 1)	Boiler Horsepower	I=B=R Gross Output (MBH)	Net I=B=R Ratings (Note 2)				Water Contents (Gals)	Boiler Jacket Length	Dia. Vent Conn.	Thermal Efficiency		Combustion Efficiency	
			Steam		I=B=R Burner Capacity					Oil	Gas	Oil	Gas
			Sq Ft	MBH	Oil GPH (Note 3)	Gas MBH (Note 4)	Steam						
†28HE-S-4	27	931	2908	698	7.9	1143	103.8	35	10	83.9	81.4	86.2	83.6
†28HE-S-5	35	1194	3733	896	10.2	1458	125.8	43	10	84.4	81.9	86.2	83.6
†28HE-S-6	43	1458	4625	1110	12.2	1773	147.8	51	10	84.8	82.2	86.1	83.5
†28HE-S-7	51	1722	5542	1330	14.4	2088	169.8	59	12	85.0	82.5	86.1	83.5
†28HE-S-8	59	1985	6421	1541	16.6	2403	191.8	67	12	85.2	82.6	86.1	83.5
†28HE-S-9	67	2249	7275	1746	18.8	2718	213.8	75	14	85.3	82.7	86.1	83.5
†28HE-S-10	75	2513	8129	1951	21.0	3033	235.8	83	14	85.4	82.8	86.1	83.5
†28HE-S-11	83	2776	8979	2155	23.0	3348	257.8	91	14	85.5	82.9	86.0	83.5
†28HE-S-12	91	3040	9833	2360	25.5	3663	279.8	99	14	85.6	83.0	86.0	83.5
†28HE-S-13	98	3304	10,688	2565	27.5	3978	301.8	107	14	85.6	83.0	86.0	83.5
†28HE-S-14	106	3567	11,538	2769	29.5	4293	323.8	115	16	85.7	83.1	86.0	83.5
†28HE-S-15	114	3831	12,392	2974	32.0	4608	345.8	123	16	85.7	83.1	86.0	83.4
†28HE-S-16	122	4095	13,246	3179	34.0	4923	367.8	131	16	85.7	83.2	86.0	83.4
†28HE-S-17	130	4358	14,100	3384	36.5	5238	389.8	139	18	85.8	83.2	86.0	83.4
†28HE-S-18	138	4622	14,954	3589	38.5	5553	411.8	147	18	85.8	83.2	86.0	83.4

(Note 1) Important ordering information

(†) Add prefix for type of fuel to be burned. "LO" for Light Oil, "G" for Gas or "GO" for Gas/Oil.

(Note 2) Ratings for steam boilers are based on piping and pick-up factor as follows:

4 and 5 section = 1.333 6 and 7 section = 1.305 8 section and larger = 1.288

(Note 3) Light Oil having a heat content of 140,000 BTU/Gal.

(Note 4) Gas having a heat content of 1,000 BTU/Cu. Ft., 0.60 specific gravity.



Smith
CAST IRON BOILERS

(833) 265-5371

Canada: (905) 670-5888

S28-2R