

Model SL73C

Formed Steel Louver • 7" Deep • 35° Baffle Blades • Adjustable Drain Blades • Combination

STANDARD CONSTRUCTION

FRAME: 16-GA. galvanized steel.

BLADE: Adjustable blade made from 16-GA. galvanized steel.
Stationary blade made from 18-GA. galvanized steel.
Blades approximately 3" on centers.

LOUVER FACE: Full head and sill with blades and jambs contained within.

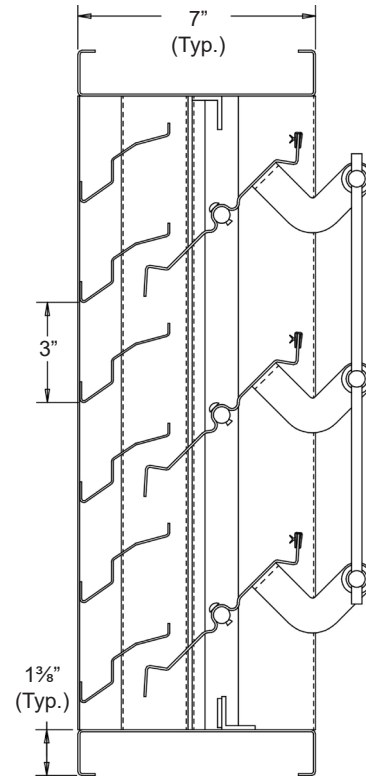
LINKAGE: Brackets are 12-GA. Zinc plated machined steel. Pivots rotate in a Celcon bearing. A .312" dia. aluminum linkage rod is locked to the pivot by a ¼ - 20 set screw with an epoxy patch.

SEALS: Dual Durometer vinyl-grip seals at blade edge.
Neoprene at jambs.

SHAFTS: ½" dia. plated steel stub.

SCREEN: (Secured to the exterior)
½" flattened aluminum (.051"),
-or- ½" sq. mesh 19-GA. galvanized steel (.041"),
-or- ⅜" aluminum mesh insect screen (.011" dia.)

FINISH: Mill.



Not to scale.

OPTIONS

Finishes - Enamels, Epoxies, etc.

Other screens also available.

Materials - 304 or 316 Stainless steel.

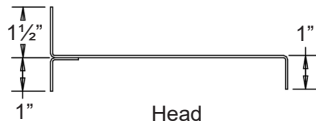
Actuators - Electric, Pneumatic, Manual, etc.

NOTES

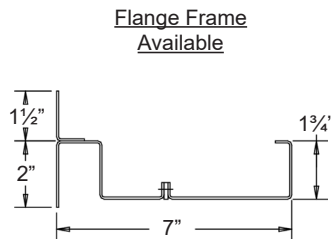
1. ½" nominal deduction will be made to the opening size given.
2. Approximate shipping weight is 9.0 lbs./sq.ft.

LOUVER SIZES

Min Panel	Max Single Panel
12"W x 14"H	48"W x 96"H

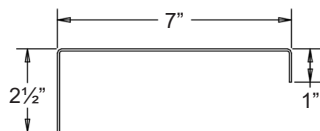


Head

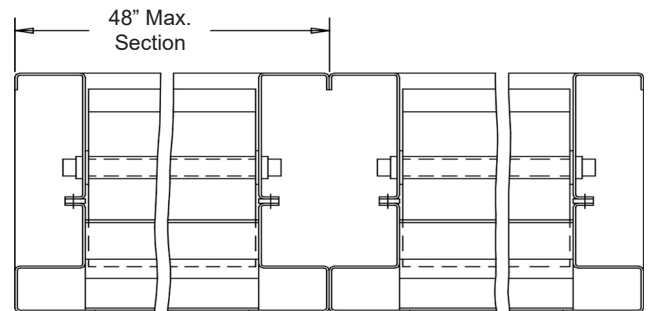


Jamb

Flange Frame Available



Sill



48" Max. Section

Item #	Qty	Width	Height	Width	Height	Mullion	Type	Location	Union Made
		Opening Size		Louver Size			Screens		
Arch. / Eng. :						EDR:		ECN:	Job:
Contractor:									
Project:						Date:		DWN:	DWG:



In the interest of product development, Louvers & Dampers reserves the right to make changes without notice.

www.louvers-dampers.com

450 Riverside Drive • Wyalusing PA, 18853 • Phone 570-746-1888 • Fax 570-746-9286

