

STANDARD CONSTRUCTION

FRAME: 18-GA. galvanized steel, channel type.

BLADE: 18-GA. galvanized steel. Blades approximately 3½" on centers.

SCREEN: (When indicated)

½" mesh, 19-GA. galvanized steel (.041").

CONSTRUCTION: Riveted and/or welded, full jambs with blades, head and sill contained within.

OPTIONS

Flange Frame available.

Finishes - Enamels, Epoxies, etc.

Material - 304 or 316 Stainless steel.

Screens - Insect screen ⅜" aluminum mesh,

-or- ½" flattened aluminum, .051",

-or- ¼" sq. mesh, 18-GA galvanized steel, .047",

-or- ½" sq. mesh, 18-GA stainless steel, .047",

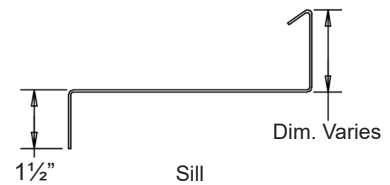
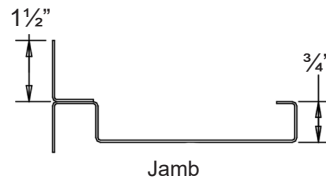
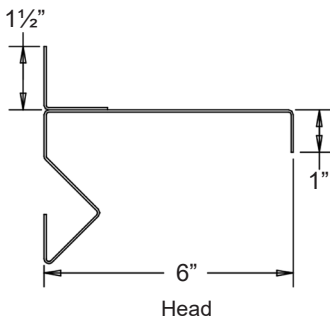
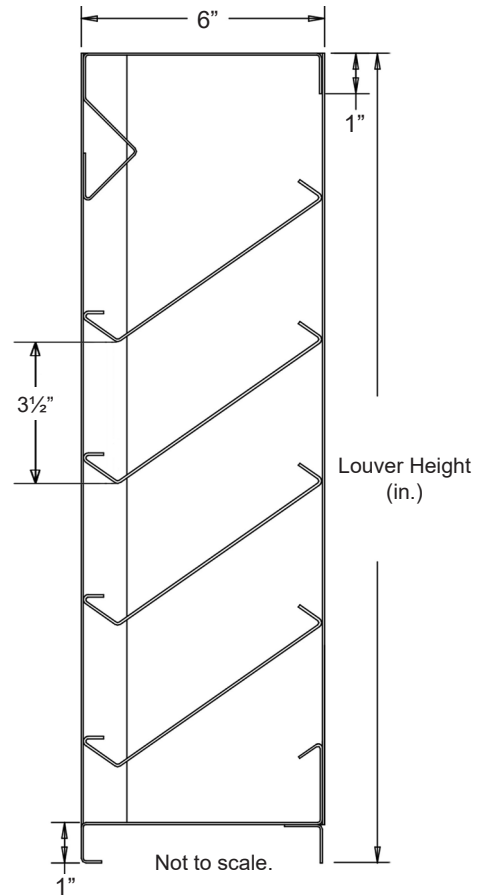
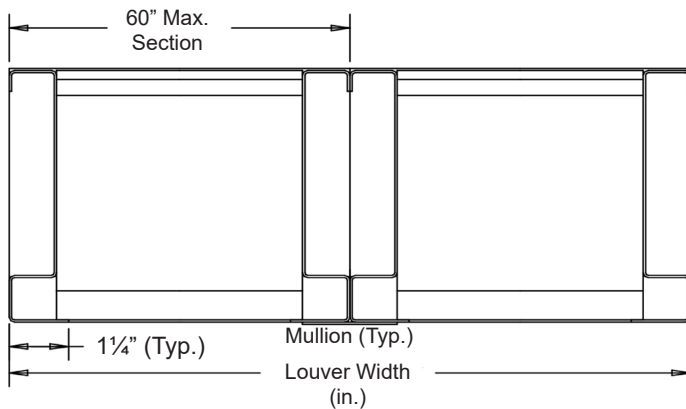
Others available.

NOTES

1. ½" nominal deduction will be made to the opening size given.
2. Approximate shipping weight is 8.0 lbs./sq.ft.

LOUVER SIZES

| Min Panel | Max Single Panel |
|-------------|------------------|
| 12"W x 12"H | 60"W x 96"H |



Flange Frame Available

| Item # | Qty | Opening Size | | Louver Size | | Mullion | Screens | | Location | Union Made |
|----------------|-----|--------------|--------|-------------|--------|---------|---------|------|----------|------------|
| | | Width | Height | Width | Height | | Type | | | |
| Arch. / Eng. : | | | | | | EDR: | ECN: | | Job: | |
| Contractor: | | | | | | | | | | |
| Project: | | | | | | Date: | DWN: | DWG: | | |

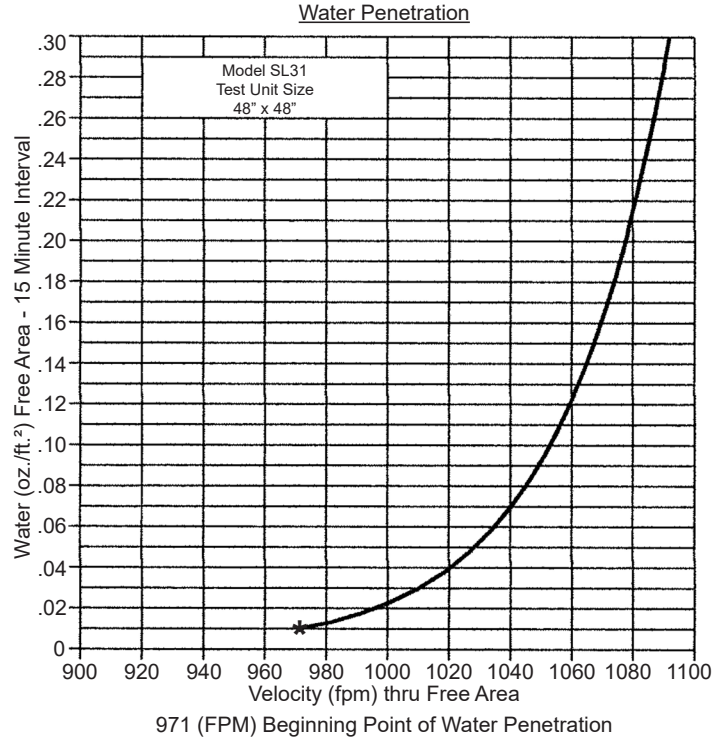
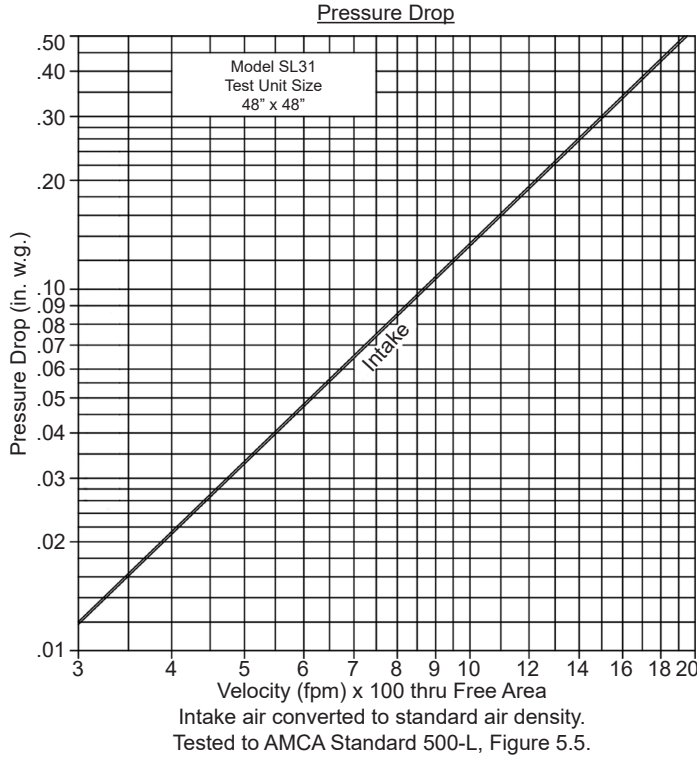
In the interest of product development, Louvers & Dampers reserves the right to make changes without notice.

PERFORMANCE DATA

Pressure Drop: .13 in. w.g. at 950 fpm (Intake)
 Free Area: 8.84 sq.ft. = 55% for 48"W x 48"H sample tested in accordance with AMCA Standard 500-L.

Beginning Point of Water Penetration: 971 FPM

Ratings do not include effects of a screen.



| | | Free Area (sq.ft.) | | | | | | | | |
|--------------|-----|--------------------|------|------|-------|-------|-------|-------|-------|-------|
| | | Width (in.) | | | | | | | | |
| | | 12" | 18" | 24" | 30" | 36" | 42" | 48" | 54" | 60" |
| Height (in.) | 12" | .33 | .52 | .72 | .91 | 1.11 | 1.31 | 1.50 | 1.70 | 1.89 |
| | 24" | .82 | 1.32 | 1.81 | 2.31 | 2.80 | 3.30 | 3.79 | 4.29 | 4.78 |
| | 36" | 1.30 | 2.08 | 2.86 | 3.64 | 4.42 | 5.20 | 5.98 | 6.76 | 7.54 |
| | 48" | 1.89 | 3.02 | 4.15 | 5.28 | 6.41 | 7.54 | 8.84 | 9.81 | 10.94 |
| | 60" | 2.32 | 3.70 | 5.09 | 6.48 | 7.87 | 9.26 | 10.65 | 12.04 | 13.43 |
| | 72" | 2.89 | 4.63 | 6.37 | 8.10 | 9.84 | 11.58 | 13.32 | 15.05 | 16.79 |
| | 84" | 3.39 | 5.42 | 7.45 | 9.48 | 11.52 | 13.55 | 15.58 | 17.61 | 19.64 |
| | 96" | 3.90 | 6.24 | 8.59 | 10.93 | 13.27 | 15.61 | 17.95 | 20.30 | 22.64 |



Louvers & Dampers certifies that the Model SL31 shown herein is licensed to bear the AMCA seal. The ratings shown are based on tests and procedures performed in accordance with AMCA Publication 511 and comply with the requirements of the AMCA Certified Ratings Program. The AMCA Certified Ratings Seal applies to Water Penetration and Air Performance Ratings only.