

Model HDD100 - HDD101

Duct Access Door • 1" Deep • Cammed (101) or Hinged (100)

STANDARD CONSTRUCTION

- FRAME:** 24 GA. galvanized steel or .032" aluminum with plated steel cams and strikers.
- DOOR PANEL:** 24 GA. galvanized steel or .032" aluminum with plated steel cams and strikers.
- INSULATION:** 1" fiberglass.
- FINISH:** Mill.

OPTIONS


Aluminum, stainless steel, or galvanized steel construction

NOTES


1. "A" width and "B" height are opening dimensions.
2. Standard construction made for static pressures up to 3 in. w.g.

DOOR SIZES

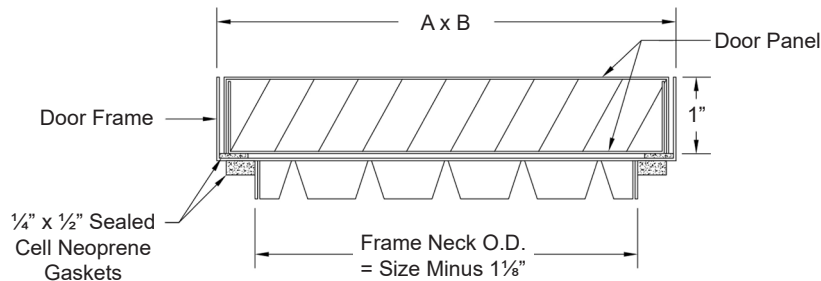
Panels	Standard Sizes	HDD100 Cams	HDD101 Cams
HDD	6"W x 6"H	1	2
	8"W x 8"H	1	2
	10"W x 10"H	1	2
	12"W x 12"H	1	2
	14"W x 14"H	1	2
	16"W x 16"H	2	4
	18"W x 18"H	2	4
	20"W x 20"H	2	4
	24"W x 24"H	3	6



HDD101



HDD100



Item #	Qty	Door Type	"A" Width	"B" Height	Galvanized	Stainless	Aluminum	Union Made
			Opening Size		Door Material			
Arch. / Eng.:					EDR:		ECN:	Job:
Contractor:								
Project:					Date:		DWN:	DWG:

In the interest of product development, Louvers & Dampers reserves the right to make changes without notice.