

Steel Control Damper • 6" Single Thickness Blades • Parallel (GB1) or Opposed (GB2) • 200°F Max Temperature

STANDARD CONSTRUCTION

- FRAME:** 5½" x 7/8" x 16 GA. galvanized steel hat channel.
16 GA. galvanized steel flat head and sill.
- BLADE:** 16 GA. galvanized steel, 6" (nominal) width.
- AXLES:** Plated steel stub.
- BEARINGS:** Non-metallic nylon.
- LINKAGE:** Plated steel bar and crank plates with stainless steel pivots, in-jamb type.
- STOPS:** No stops provided, unless gap exceeds 2".
- ACTUATOR:** ½" dia. removable extended shaft with individual panel locking manual quadrant and gasket.
- FINISH:** Mill.

OPTIONS

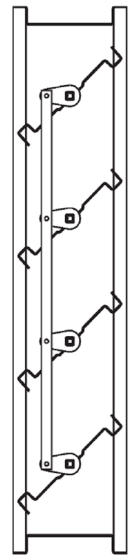
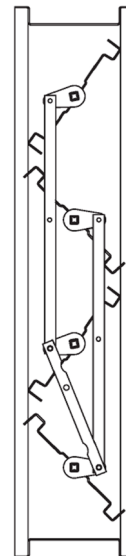
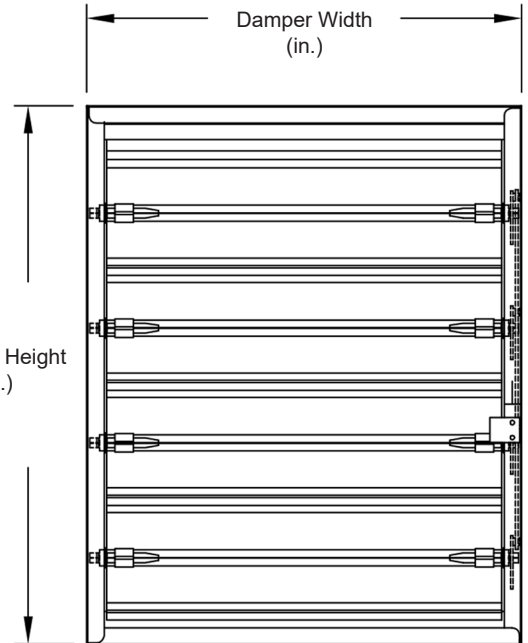
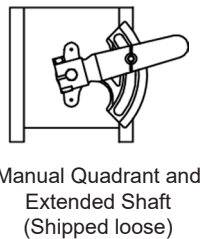
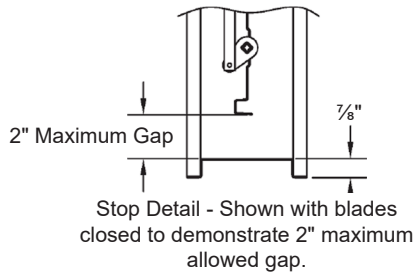
- Exact Sizing
- Face/Bypass - Vertical or Perpendicular
- Sleeve - Transition - Sideplate
- Material - 304 Stainless Steel
- Vertical Blade Orientation
- Flange Frame - On front, on rear, or on both sides
- Manual Quadrant - Stainless Steel, 2" Standoff
- PK 1200 - Position Indication Switch
- Retaining Angles - 1 or 2 sets
- Bearings - Oilite Infused Bronze or Stainless Steel
- Security Bars

NOTES

1. ¼" nominal deduction will be made to the opening size given.
2. Dampers less than 12" high will have only one blade.
3. This damper model is designed for positive shut off requirements.
4. Maximum face velocity is 2000 fpm. Maximum pressure differential is 4 in. w.g.
5. Approximate shipping weight is 6.75 lbs. per sq.ft.

DAMPER SIZES

Panels	Min Panel	Max Single Panel
Parallel Blade	6"W x 8"H	48"W x 48"H
Opposed Blade	6"W x 12"H	48"W x 48"H



Not to scale.

Item #	Qty	Damper Size		Parallel Blades	Opposed Blades	Seals	Actuator Model	Act. Location		Function		Union Made
		Width	Height					Interior	Exterior	N.C.	N.O.	
Arch. / Eng.:						EDR:		ECN:		Job:		
Contractor:												
Project:						Date:		DWN:		DWG:		

In the interest of product development, Louvers & Dampers reserves the right to make changes without notice.