

**Extruded Aluminum Damper • 5" Deep • Single Thickness Blade • AD1 (Parallel) or AD2 (Opposed)**

## STANDARD CONSTRUCTION

**FRAME:** 5" deep x 12 GA. (.081" nominal) extruded aluminum. Hat channel with reinforcing bosses and groove inserts for silicone seals.

**BLADE:** 6" wide x .125" thick (nominal) extruded aluminum. Single unit airfoil design, with the pin-lock an integral section within the blade core.

**SHAFTS:** 1/2" dia. extruded aluminum, pin-lock design interlocking into blade section.

**BEARINGS:** "Double-Sealed" type with celcon inner bearing on axle riding in polycarbonate outer bearing inserted in frame so that outer bearing cannot rotate. Axle bearings to be designed for no metal-to-metal or metal-to-bearing riding surfaces. Interconnecting linkage to have celcon bearings to eliminate friction in linkage.

**SEALS:** Extruded silicone rubber seals along blade edges and at jams.

**LINKAGE:** Installed in frame, out of airstream. Installation of assist linkage shall be determined by the factory and installed as necessary. All hardware to be non-corrosive reinforced material or plated steel.

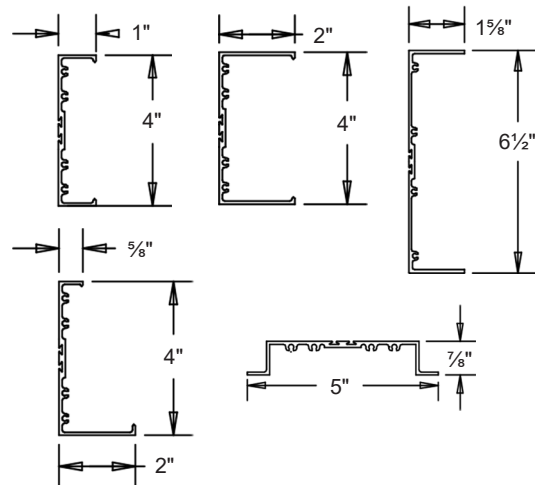
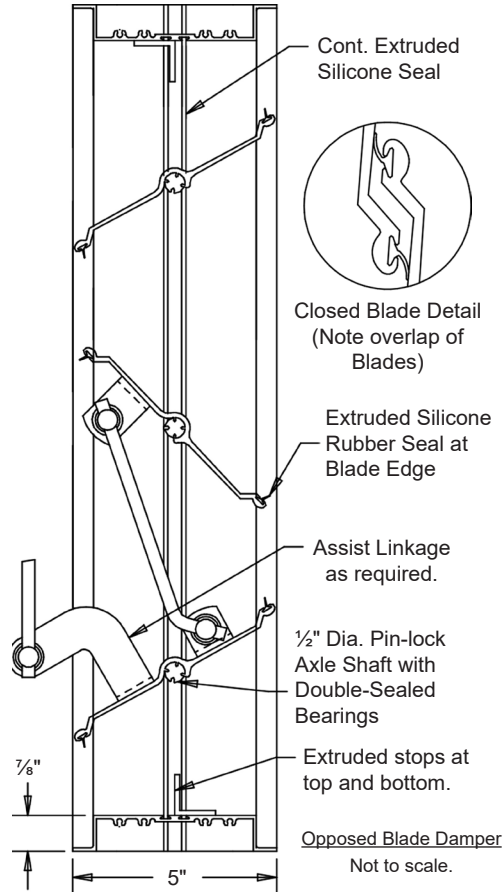
**FINISH:** Mill.

## OPTIONS

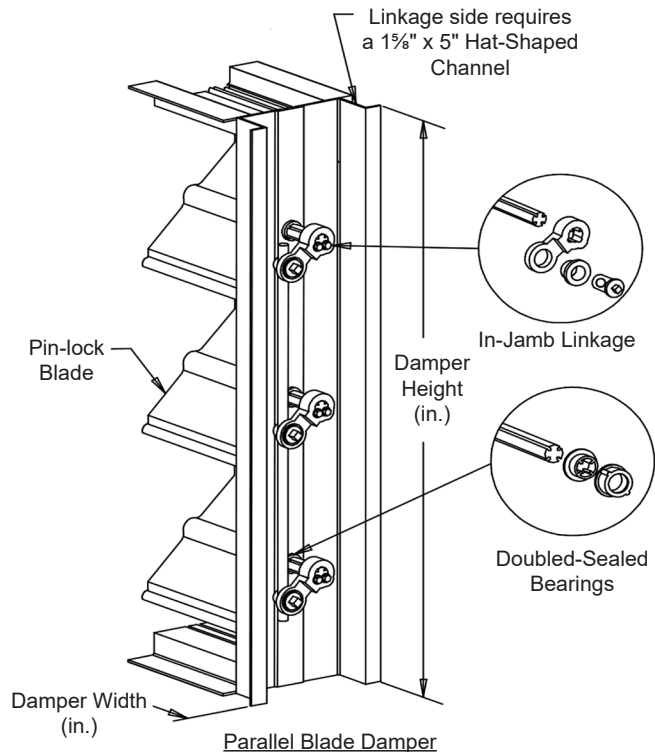
- Hand Quadrants
- 120V, 24V Electric, or Pneumatic Actuators
- Jackshafting
- Auxiliary Switch
- Explosion Proof Housing
- Clear anodize blades and frames (204-R1)
- 304 Stainless steel jamb linkage
- Stainless steel bearings
- Stainless steel jamb seals

## NOTES

1. 1/4" nominal deduction will be made to the opening size given.
2. Please specify blade operation: AD1 parallel blades or AD2 opposed blades.
3. Approximate shipping weight is 5.5 lbs./sq.ft.



Optional Frames  
.125" nominal thickness



For handwritten orders, use the schedule block on page 2.

In the interest of product development, Louvers & Dampers reserves the right to make changes without notice.

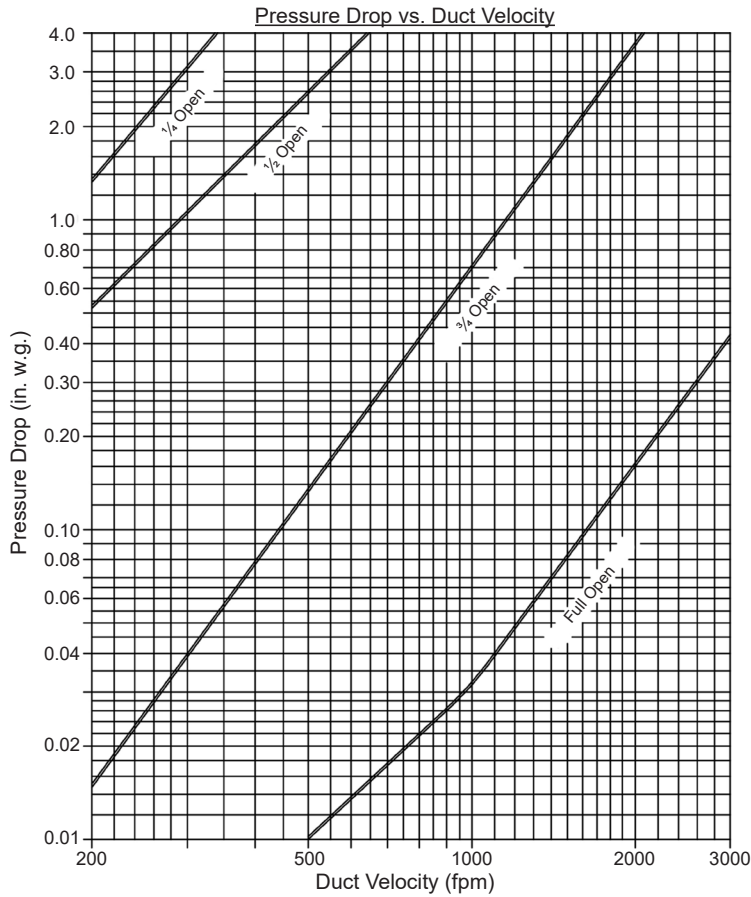
[www.louvers-dampers.com](http://www.louvers-dampers.com)

450 Riverside Drive • Wyalusing PA, 18853 • Phone 570-746-1888 • Fax 570-746-9286

**Extruded Aluminum Damper • 5" Deep • Single Thickness Blade • AD1 (Parallel) or AD2 (Opposed)**

## PERFORMANCE DATA

Pressure drop ratings are based on AMCA Standard 500-D using test set-up Fig. 5.3 for damper installed with duct upstream and downstream. Static pressures are corrected to .075 lb/cu.ft. air density.



### Air Leakage

Air Leakage ratings are based on AMCA Standard 500-D using test set-up Fig. 5.4. The test results indicate exceptional low leakage. Damper leakage performance meets specifications required less than 1/2% of 1% for damper range of sizes.

Maximum Damper Width	Maximum System Static Pressure	Maximum System Velocity	Air Leakage (CFM/sq.ft.)
48"	2.0" w.g.	2000 FPM	7.5 CFM/sq.ft.
36"	2.5 w.g.	2500 FPM	10.5 CFM/sq.ft.
24"	2.5" w.g.	2500 FPM	10.5 CFM/sq.ft.
12"	4.0" w.g.	3000 FPM	13.2 CFM/sq.ft.

				 <b>Union Made</b>
<b>Item #</b>	<b>Qty</b>	<b>Damper Width</b>	<b>Damper Height</b>	
<b>Arch. / Eng.:</b>				
<b>Contractor:</b>				
<b>Project:</b>				
<b>EDR:</b>		<b>ECN:</b>		<b>Job:</b>
<b>Date:</b>		<b>DWN:</b>		<b>DWG:</b>