

**Model 6KK37**  
**Air-Cooled Portable Air Conditioner**  
**Submittal Data**



SD-6KK37-5

**STANDARD FEATURES**

- 37,000 Btu Cooling Capacity
- Spot-Cool/ Room-Cool Thermostat Settings
- Internally Insulated with Fiberglass Insulation
- Thermostatic Control with Multi-Speed Fan
- Separate Direct Drive Fan Motors
- R410A Refrigerant
- Optional Easy Install Condensate Pump Kit with Overflow Protection
- 208-230V/ 1 Phase
- Directional Nozzles (3)
- Heavy Duty Twin Wheel Casters for Portability
- Self-Diagnostic System
- Off-Timer
- Washable Filters
- 16" Hot Exhaust Flange

**SAFETY DEVICES**

- Compressor Overload Protection
- Anti-freezing Thermistor
- Full Drain Tank Switch
- Automatic Restart (Power Interruption)
- Compressor Time Delay Program
- High Pressure Switch

**OPTIONAL ACCESSORIES**

- Condenser Discharge Kits
- Condenser Return Kits
- Condenser Return Air Adapters
- Condensate Pump Kits



**SPECIFICATIONS**

Model Number	6KK37
Cooling Capacity	37,000 Btu/hr
Cooling Test Conditions	95°F
Voltage/Phase/Hz	208-230/1/60
Amperage	19.5
Fuse Size	30 Amps*
LCDI Plug Configuration	NEMA 6-30P
Power Cord Length	10'
Refrigerant Type	R410A
Dimensions	54.3"H x 26"W x 34.8"D
Net Weight	253 Lbs
Shipping Weight	275 Lbs
Condensate Tank Capacity	3.17 Gal

\*Time delay fuses and circuit breakers are recommended

**ADDITIONAL SPECIFICATIONS**

Ambient Temperature Range	64 - 113°F
Setting Temperature (Room Cool)	64 - 86°F
Setting Temperature (Spot Cool)	32 - 86°F
Application Area Ft <sup>2</sup> (Room Cool Mode)	1300
Refrigerant Type / Ounces	R410A / 61
Design Pressure High/Low	450 / 250 PSIG
Indoor Air Flow High/Low	882 / 776 CFM
Hot Air Duct Diameter	16"
Maximum Exhaust Duct Length	60'
Condenser Air Flow	1660 CFM
FLA	20 Amps
Max Duct Length: Cold Air Supply	60ft
Max Duct Length: Hot Air Discharge	60ft
Duct Connection Hot Air Discharge	16in
Drain Type	Bucket (4 gal.)
Sound level (dBA)	65

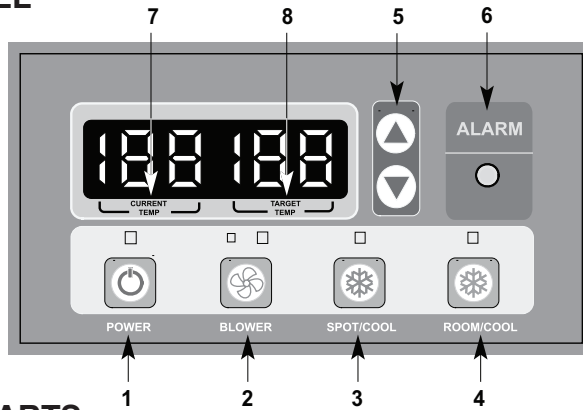


**260 North Elm St.**  
 Westfield, MA 01085  
**Phone:** 413-564-5520  
**Fax:** 413-564-5815  
 www.Koldwave.com

Project: \_\_\_\_\_ Date: \_\_\_\_\_  
 Location: \_\_\_\_\_  
 Customer: \_\_\_\_\_  
 Engineer: \_\_\_\_\_  
 Submitted By: \_\_\_\_\_  
 For:  Reference  Approval  Construction  
 Unit Designation: \_\_\_\_\_  
 Schedule Number: \_\_\_\_\_

# Model 6KK37-Submittal Data

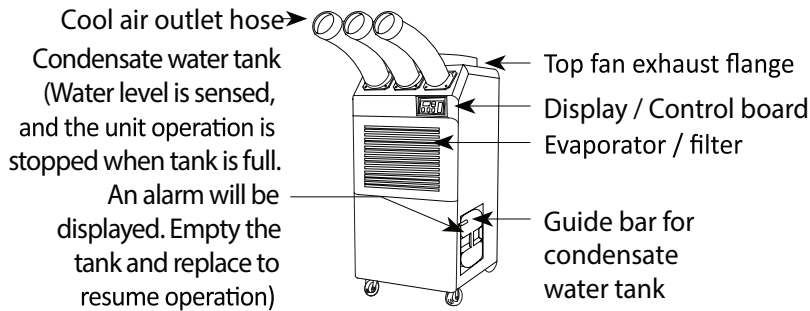
## CONTROL PANEL



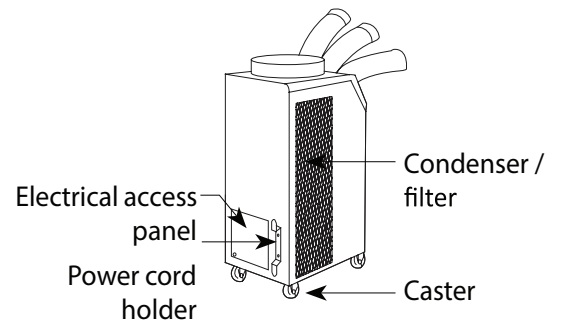
Control Panel Key Buttons:

1. Power
2. Blower
3. Spot/Cool
4. Room/Cool
5. Set Temperature
6. Alarm
7. Current Temperature
8. Target Temperature

## COMPONENT PARTS

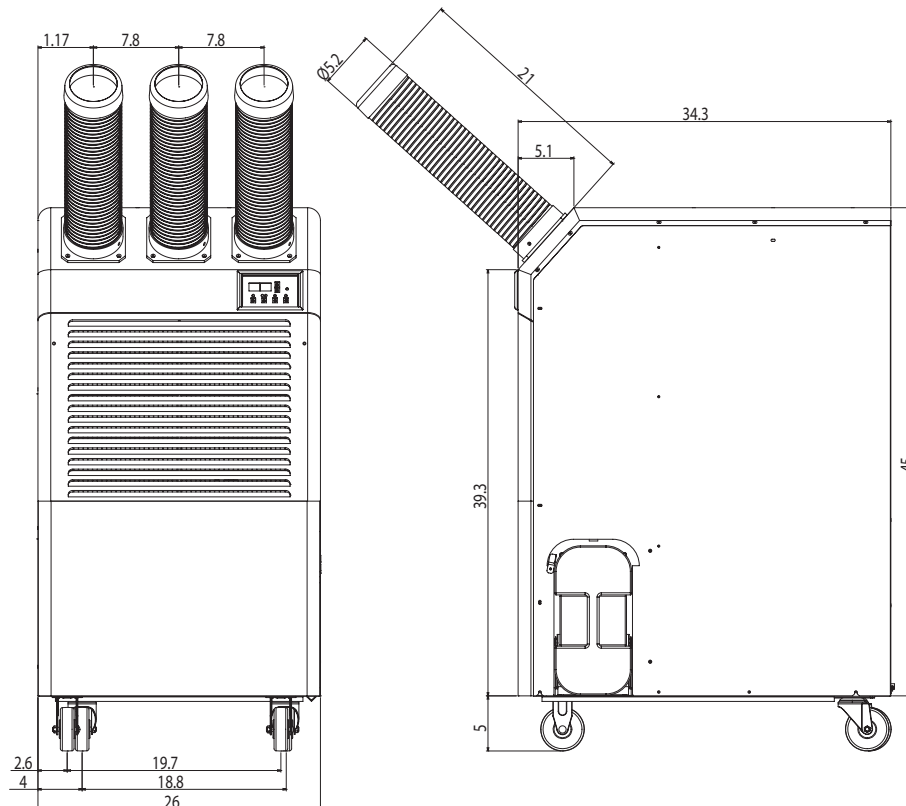


Front and Right Side View



Back and Left Side View

## DIMENSIONS (In Inches)



**ASSEMBLY**

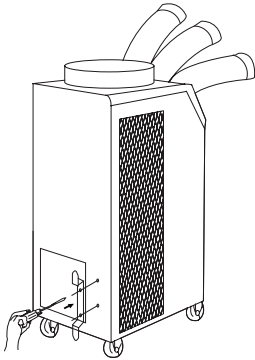


Figure 1

**Power Cord Holder**

1. Take out the cord holder from the accessory box.
2. Place the cord holder on the back side of air conditioner.
3. Use screws (enclosed inside of accessory box with cord holder) to install the cord holder on the air conditioner as shown in Figure 1.

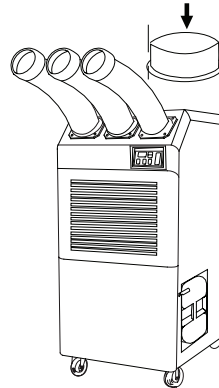


Figure 2

**Top Fan Exhaust Flange**

1. Remove the top fan exhaust flange from carton.
2. Place the top fan exhaust flange on the top of air conditioner.
3. Use screws (enclosed inside of box with the top fan exhaust flange) to install the top fan exhaust flange on air conditioner as shown in Figure 2.

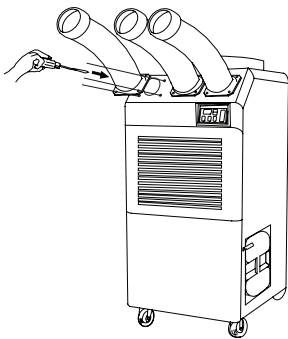


Figure 3

**Discharge Ducts /Supply Air Duct**

1. Remove cool air outlet hose(s) from carton.
2. Place the cool air outlet hose(s) on the front top of air conditioner.
3. Use screws (enclosed inside of box with cool air outlet hose(s)) to install the cool air outlet hose(s) on the air conditioner as shown in Figure 3.

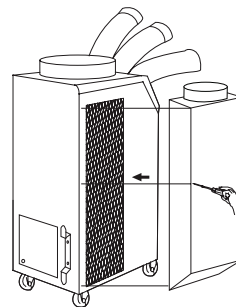


Figure 4

**Condenser Plenum (Optional)**

Condenser Plenum can be purchased separately. Condenser Plenum fits over the condenser to duct condenser air to the unit to improve cooling efficiency.

1. Remove Condenser Plenum from carton.
2. Place Condenser Plenum on the side of air conditioner.
3. Use screws (enclosed inside of box with Condenser Plenum) to install the Condenser Plenum on the air conditioner as shown in Figure 4.

## Accessory Parts

Part Name	Part Number
Condensate pump kit (220V)	SA057-0073
Condenser plenum/return air adapter for 6KK37	SA076-4017
Remote Controller (26 ft with line)	SA076-4006
16 FT Temperature Sensor	SA076-4007
Cool air duct connecting flange (D5", L3")	SA076-4008
Long cool air duct assembly (D5", L40")	SA076-4009
Condenser Discharge Kit	SA076-3645
Condenser return/discharge kit	SA076-3635
Replacement washable filter, evaporator	KWPCFLT-03E
Replacement washable filter, condenser	KWPCFLT-04C