

Model 6KK17

Air-Cooled Portable Air Conditioner

Submittal Data



SD-6KK17-3

STANDARD FEATURES

- 16,800 Btu Cooling Capacity
- Spot-Cool / Room-Cool Thermostat Settings
- Internally Insulated with Fiberglass Insulation
- Thermostatic Control with Multi-Speed Fan
- Double Shaft Motor for Two Fans
- R410A Refrigerant
- Optional Easy Install Condensate Pump Kit with Overflow Protection
- 115V/1 Phase
- Directional Nozzles (2)
- Heavy Duty Twin Wheel Casters for Portability
- Self-Diagnostic System
- Off-Time
- Washable Filters

SAFETY DEVICES

- Compressor Overload Protection
- Anti-freezing Thermistor
- Full Drain Tank Switch
- Automatic Restart (Power Interruption)
- Compressor Time Delay Program
- High Pressure Switch

SPECIFICATIONS

Model Number	6KK17
Cooling Capacity	16,800 Btu/hr
Cooling Test Conditions	95°F
Voltage/Phase/Hz	115/1/60
Amperage	15.5
Fuse Size	20 Amps*
LCDI Plug Configuration	NEMA 5-20P
Power Cord Length	6'
Refrigerant Type	R410A
Dimensions	40.9"H x 20.5"W x 26"D
Net Weight	190 Lbs
Shipping Weight	205 Lbs
Condensate Tank Capacity	3.17 Gal

*Time delay fuses and circuit breakers are recommended



ADDITIONAL SPECIFICATIONS

Ambient Temperature Range	64 - 113°F
Setting Temperature (Room Cool)	64 - 86°F
Setting Temperature (Spot Cool)	32 - 86°F
Application Area Ft ² (Room Cool Mode)	430
Refrigerant Type / Ounces	R410A / 35.5
Design Pressure High/Low	450 / 250 PSIG
Indoor Air Flow High/Low	470 / 400 CFM
Hot Air Duct Diameter	12"
Maximum Exhaust Duct Length	50'
Condenser Air Flow	1250 / 1120 CFM
FLA	15.5 Amps
Max Duct Length: Cold Air Supply	30 ft.
Max Duct Length: Hot Air Discharge	50 ft.
Duct Connection Hot Air Discharge	12 in.
Drain Type	Bucket (4 gal.)
Sound level (dBA)	55

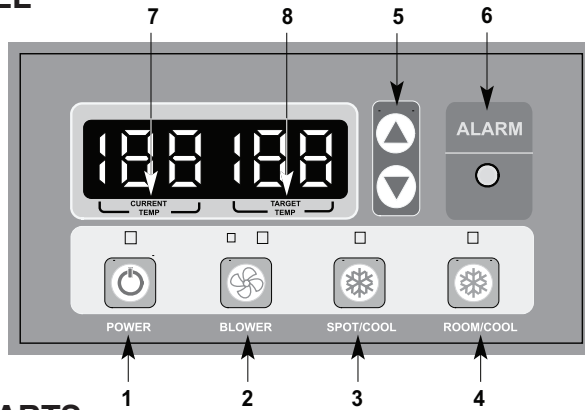


260 North Elm St.
 Westfield, MA 0108
Phone: 413-564-5520
Fax: 413-564-5815
 www.Koldwave.com

Project: _____ Date: _____
 Location: _____
 Customer: _____
 Engineer: _____
 Submitted By: _____
 For: Reference Approval Construction
 Unit Designation: _____
 Schedule Number: _____

Model 6KK17-Submittal Data

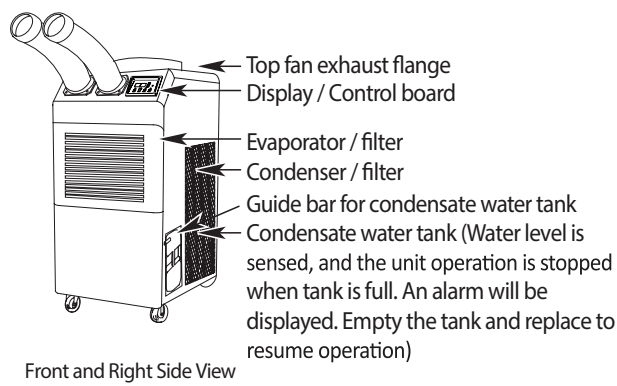
CONTROL PANEL



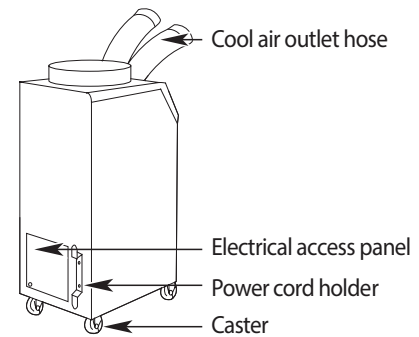
Control Panel Key Buttons:

1. Power
2. Blower
3. Spot/Cool
4. Room/Cool
5. Set Temperature
6. Alarm
7. Current Temperature
8. Target Temperature

COMPONENT PARTS

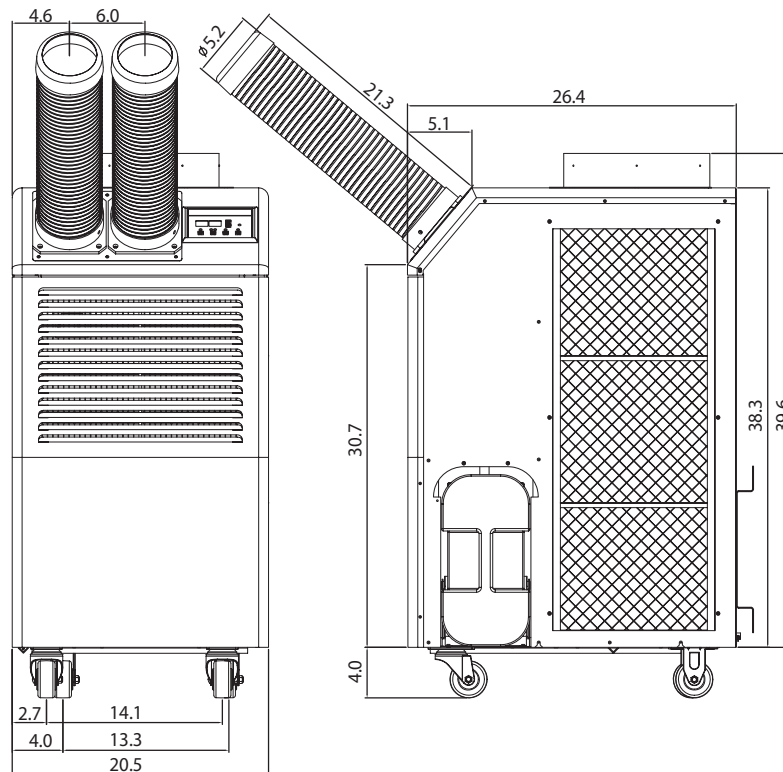


Front and Right Side View

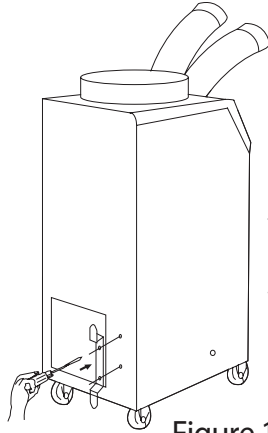


Back and Left Side View

DIMENSIONS (In Inches)



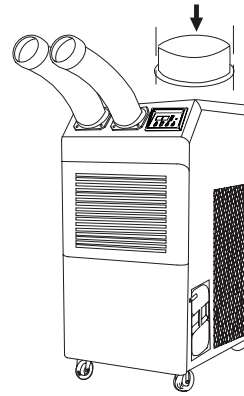
ASSEMBLY



POWER CORD HOLDER

1. Take out the cord holder from the accessory box.
2. Place the cord holder on the back side of air conditioner.
3. Use screws (enclosed inside of accessory box with cord holder) to install the cord holder on the air conditioner as shown in Figure 1.


Figure 1



TOP FAN EXHAUST FLANGE

1. Remove the top fan exhaust flange from carton.
2. Place the top fan exhaust flange on the top of air conditioner.
3. Use screws (enclosed inside of box with the top fan exhaust flange) to install the top fan exhaust flange on air conditioner as shown in Figure 2.

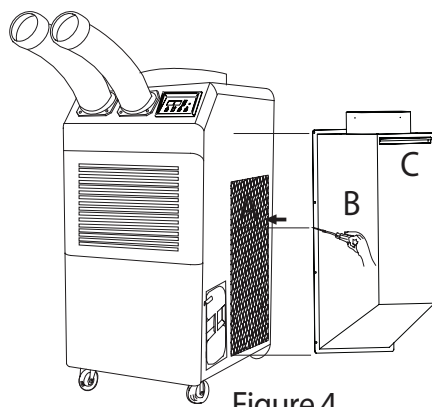
Figure 2



DISCHARGE DUCTS/SUPPLY AIR DUCT

1. Remove cool air outlet hose(s) from carton.
2. Place the cool air outlet hose(s) on the front top of air conditioner.
3. Use screws (enclosed inside of box) install the cool air outlet hose(s) on with cool air outlet hose(s) to the air conditioner as shown in Figure 3.

Figure 3



AMBIENT AIR ADAPTER (Optional)

An ambient air adapter can be purchased separately. Air adapter fits over the condenser to duct condenser air to the unit to improve cooling efficiency.

1. Remove the Filter("A")
2. Check the Filter("C") is inserted properly in Intake Warm Air Duct("B")
3. Install "B" which contains "C" by using driver with enclosed bolts(6EA) as Figure 4.

Figure 4

Model 6KK17-Submittal Data

Accessory Parts

Part Name	Part Number
Condensate pump kit (115V)	SA057-0072
Condenser plenum/return air adapter	SA076-4004
Remote Controller (26 ft with line)	SA076-4006
16 FT Temperature Sensor	SA076-4007
Cool air duct connecting flange (D5", L3")	SA076-4008
Long cool air duct assembly (D5", L40")	SA076-4009
Evaporator plenum	SA076-4005
Condenser return/discharge Kit	SA076-3635
Replacement washable filte , evaporator	KWPCFLT-05E
Replacement washable filte , condenser	KWPCFLT-05C