

Standard Construction and Materials

- FRAME:** Head and Sill: .125" thick (nominal) extruded aluminum alloy 6063-T52/T6.
Jams: .080" thick (nominal) extruded aluminum alloy 6063-T52/T6.
- BLADE:** .081" thick (nominal) extruded aluminum, 6063-T52/T6 alloy.
- SILL PAN:** .060" thick (nominal) formed aluminum.
- SCREEN:** (Located on interior.)
1/2" removable expanded aluminum bird screen.
- FINISH:** Mill

Options

- Finish - Baked Enamel, Kynar, Anodize
- Concealed Mullion

Notes

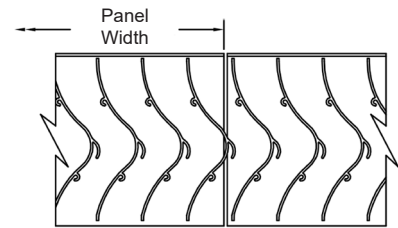
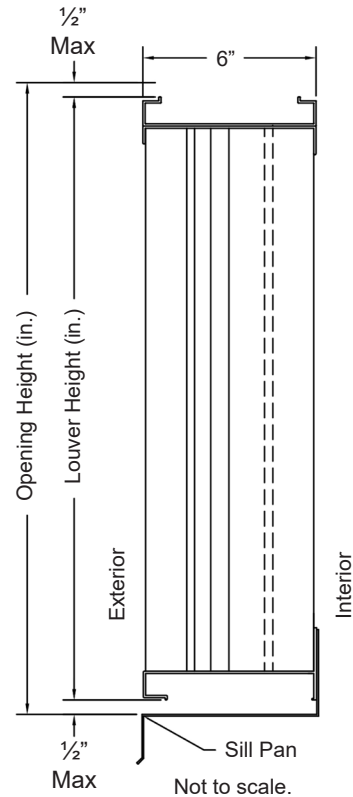
1. 1/2" nominal deduction will be made to the opening size given.
2. Panel width not to exceed 96". Panel height not to exceed 96". Panel square footage not to exceed 32 sq. ft.
3. Unlimited assembly width utilizing standard mullions or optional concealed mullions. Assembly height limited to a single panel. Consult factory for openings greater than 96" high.
4. Approximate shipping weight is 7.0 lbs./sq.ft.

Louver Sizes

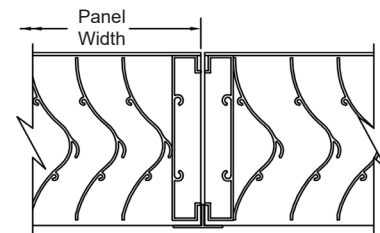
Min Panel	Max Single Panel
18"W x 18"H	See Note 2

Windload requirements may limit panel sizes.

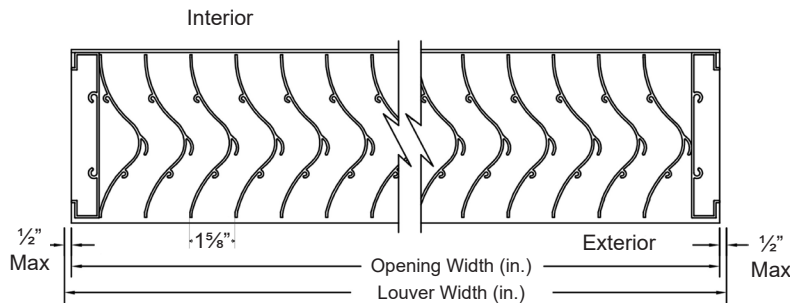
This louver has been tested to **AMCA Standard 540 for Wind Borne Debris Impact Resistance** and **AMCA Standard 550 for High Velocity Wind Driven Rain**.
See Page 2 for seal and listing information.



Concealed Mullion - Optional



Visible Mullion - Standard



										
Item #	Qty	Width	Height	Width	Height	Mullion	Type	Location		
		Opening Size		Louver Size			Screens			Union Made
Arch. / Eng.:						EDR:		ECN:		Job:
Contractor:										
Project:						Date:		DWN:		DWG:

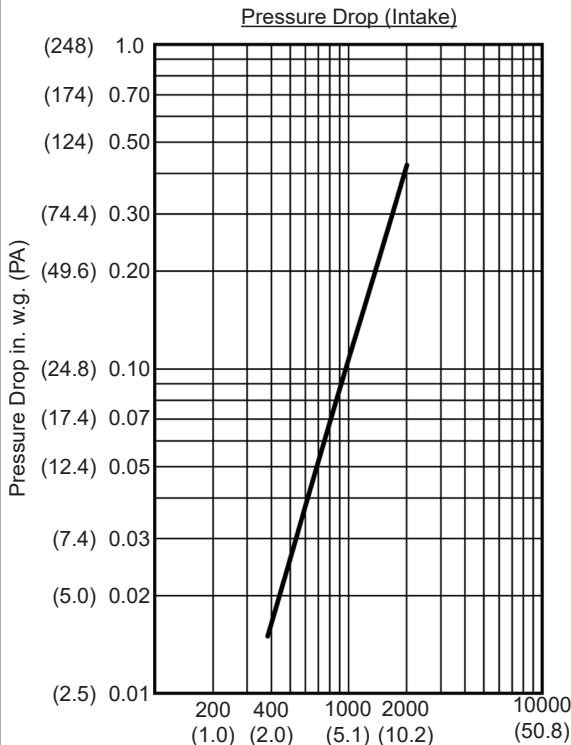
In the interest of product development, Cesco Products reserves the right to make changes without notice.



450 Riverside Dr • Wyalusing PA, 18853
Phone: 570-746-1888 • Fax: 570-746-9286
www.cescoproducts.com

Performance Data

Pressure Drop: .164 in. w.g. (40.6 Pa) at 1250 fpm (6.35 m/s)
 Free Area: 7.85 sq.ft. (0.729 m²) = 49.1% for 48"W x 48"H (1.22m x 1.22m)



		Free Area sq.ft. (sq. meters)							
		Width in. (mm)							
		18" (457)	24" (610)	36" (914)	48" (1219)	60" (1524)	72" (1829)	84" (2134)	96" (2438)
Height in. (mm)	18" (457)	0.88 (0.082)	1.22 (0.113)	1.95 (0.181)	2.64 (0.245)	3.38 (0.314)	4.11 (0.381)	4.80 (0.446)	5.55 (0.516)
	24" (610)	1.23 (0.114)	1.59 (0.148)	2.61 (0.242)	3.63 (0.337)	4.55 (0.423)	5.56 (0.516)	6.48 (0.602)	7.50 (0.697)
	36" (914)	1.93 (0.179)	2.52 (0.234)	4.13 (0.384)	5.74 (0.533)	7.19 (0.668)	8.80 (0.817)	10.25 (0.952)	11.86 (1.102)
	48" (1219)	2.63 (0.244)	3.44 (0.320)	5.65 (0.525)	7.85 (0.729)	9.83 (0.913)	12.04 (1.118)	14.02 (1.302)	16.22 (1.507)
	60" (1524)	3.33 (0.309)	4.37 (0.406)	7.16 (0.665)	9.96 (0.925)	12.48 (1.159)	15.27 (1.418)	17.79 (1.653)	20.59 (1.913)
	72" (1829)	4.03 (0.374)	5.30 (0.492)	8.68 (0.806)	12.07 (1.121)	15.12 (1.405)	18.51 (1.719)	21.56 (2.003)	24.95 (2.318)
	84" (2134)	4.73 (0.439)	6.22 (0.578)	10.20 (0.948)	14.18 (1.317)	17.77 (1.651)	21.75 (2.020)	25.33 (2.353)	29.31 (2.723)
	96" (2438)	5.43 (0.504)	7.15 (0.664)	11.72 (1.089)	16.29 (1.513)	20.41 (1.896)	24.98 (2.320)	29.11 (2.704)	33.68 (3.129)

Wind-Driven Rain Penetration Classes		Discharge Loss Coefficient Classes	
Class	Effectiveness	Class	Coefficient
A	100% to 99%	1	0.4 and above
B	98.9% to 95%	2	0.3 to 0.399
C	94.9% to 80%	3	0.2 to 0.299
D	Below 80%	4	0.199 and below

Test based on 48" x 48" sample size per AMCA Standard 511.

Wind Driven Rain Performance - 29 mph (46.7 kph) with 3 in/h (76 mm/h)

Water Penetration Class	Effectiveness Ratio Percentage	Coefficient of Discharge Class	Core Velocity FPM (m/s)	Ventilation Airflow CFM (cm/min)	Free Area Velocity FPM (m/s)
Class A	100.0%	Class I	980 (5)	10,546 (299)	2,170 (11)

Wind Driven Rain Performance - 50 mph (80.5 kph) with 8 in/h (203 mm/h)

Water Penetration Class	Effectiveness Ratio Percentage	Coefficient of Discharge Class	Core Velocity FPM (m/s)	Ventilation Airflow CFM (cm/min)	Free Area Velocity FPM (m/s)
Class A	99.2%	Class I	784 (4)	8,440 (239)	1,736 (8.8)
Class A	99.1%	Class I	877 (4.5)	9,445 (267)	1,943 (9.9)
Class A	99.1%	Class I	982 (5)	10,578 (300)	2,176 (11)

Wind driven rain performance tests based on 1 m x 1 m (39.37" x 39.37") Louver with 7.85 sq.ft. (0.729 m²) free area.



Cesco Products certifies that the Model X6VW shown herein is licensed to bear the AMCA seal. The ratings shown are based on tests and procedures performed in accordance with AMCA Publication 511 and comply with the requirements of the AMCA Certified Ratings Program. The AMCA Certified Ratings Seal applies to Air Performance and Wind Driven Rain Ratings only.



HIGH VELOCITY RAIN RESISTANT WITH BLADES FULLY OPEN AND IMPACT RESISTANT LOUVER Basic Protection Level D
 See www.AMCA.org for all certified or listed products

This label does not signify AMCA performance certification.

Cesco Products certifies that the Model X6VW shown herein is approved to bear the AMCA Listing Label. The ratings shown are based on tests and procedures performed in accordance with AMCA Publications and comply with the requirements of the AMCA Listing Label Program.

The AMCA Listing Label applies to High Velocity Rain Resistant and Wind Borne Debris Impact Resistant Louvers.



450 Riverside Dr • Wyalusing PA, 18853
 Phone: 570-746-1888 • Fax: 570-746-9286
 www.cescoproducts.com