


Combination Fire/Smoke Damper • 1½ Hr. Rated • Airfoil Blade • Leakage Class II • 250°F or 350°F Rated • Front Grille Access • Galvanized Steel


**Standard Construction and Materials**

- FRAME:** 5½" x 7⁄8" x 16 GA. galvanized steel hat channel.
- BLADES:** 20 GA. galvanized steel, double skinned (equal to 14 GA.), parallel action
- AXLES:** Square plated solid steel stub.
- BEARINGS:** Oil impregnated bronze.
- LINKAGE:** Plated steel angle and crank plates with stainless steel pivots, in-jamb type.
- STOPS:** 20 GA. galvanized steel angles at head and sill
- BLADE SEALS:** Silicone.
- JAMB SEALS:** Stainless steel.
- SLEEVE:** 20 GA. galvanized steel by 15" long (1½" grille clearance) or 17" long (3½" grill clearance) with 1⁄8" front flange.
- CAULKING:** Hardcast Irongrip 601 or UL-listed equivalent.
- ACTUATOR:** Electric with heat response device (EHRD) or pneumatic with heat response device (PHRD), factory-installed for Power-Open/Spring-Close (fail close) operation, internally mounted and accessible from grille side.
- FINISH:** Mill or galvanized steel.

**UNDERWRITERS LABORATORIES INC.®**  
 CLASSIFIED DYNAMIC FIRE AND SMOKE DAMPER  
 FIRE RESISTANCE RATING 1½ HR  
 LEAKAGE RESISTANCE CLASS II



**FILE # R6462**



This combination fire/smoke damper meets the construction and performance requirements of:

- Underwriters Laboratories Inc. Standards 555 and 555S
- National Fire Protection Association Standards 80, 90A, 92, 101, 105
- ICC's International Building Code
- New York City MEA Listing #111-99-M
- California State Fire Marshal Listing #3225-1328:118
- Underwriters Laboratories Inc. Approved for dual direction airflow and dynamic conditions.
- Underwriters Laboratories Inc. Classified for use in fire resistive ratings of less than 3 hours.
- Underwriters Laboratories Inc. Classified for use in smoke control systems for Leakage Class II and 250°F or 350°F.
- Actuators must be arranged to operate automatically, must fail closed upon loss of power, and must be controlled by a smoke detection system.

**Options**

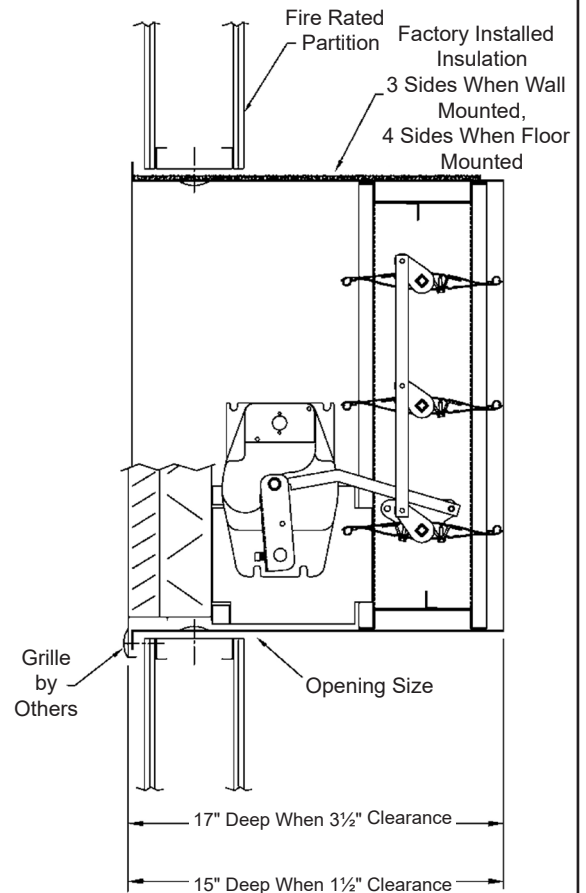
- Integral Dual Position Indication (IDPI) Switches
- Sensotherm Re-Openable Heat Response Device (ESOT) for Electric Actuator
- Sensotherm Re-Openable Heat Response Device (ESOP) for Pneumatic Actuator
- Model SM-501 Flow-rated smoke detector
  - Shipped Loose
- Model 2D51 No-flow smoke detector (14" Minimum Damper Height)
- Tab-Lock retaining angles
- Stainless steel bearings
- Copper tubing (for Pneumatic Actuators)
- Sleeves of various gauge thicknesses
- Round or oval transitions
- Short-width (less than 10") and/or short-height (less than 10") transitions

**Notes**

1. Damper frames are provided approximately ¼" undersized. The addition of a sleeve and insulation will increase the size of the assembly. See II-FAGM for sizing openings.
2. Dampers smaller than minimum frame size require a transition. Refer to SD-TRFS. When transitioned on one-side only (which will be a damper supplied with a transition on the non-jackshafted side only), the grille size should be selected to match the damper frame size, not the transition collar size.
3. Damper with smoke detector must have a minimum sleeve of 16" (1½" setback) or 18" (3" setback).
4. Dampers for horizontal installation can only be mounted in a fire barrier constructed of masonry/concrete materials.

**Damper Sizes**

		2000 fpm, 4 in. w.g.		4000 fpm, 6 in. w.g.	
Orientation	Hor & Vert	Hor & Vert	Hor & Vert	Hor & Vert	Hor & Vert
Panel	Min Panel	Max Panel	Max Panel	Max Panel	Max Panel
Rectangular	10"W x 8"H (10"W x 8"H frame)	32"W x 42"H	24"W x 20"H		
Round	6" dia. (10"W x 8"H frame)	30" dia.	18" dia.		
Oval	8"W x 6"H (10"W x 8"H frame)	30"W x 40"H	22"W x 18"H		



For handwritten orders, use the schedule block on page 2.  
 In the interest of product development, CESCO Products reserves the right to make changes without notice.



450 Riverside Dr • Wyalusing PA, 18853  
 Phone: 570-746-1888 • Fax: 570-746-9286  
 www.cescoproducts.com

Combination Fire/Smoke Damper • 1½ Hr. Rated • Airfoil Blade • Leakage Class II • 250°F or 350°F Rated • Front Grille Access • Galvanized Steel

**Operational Ratings**

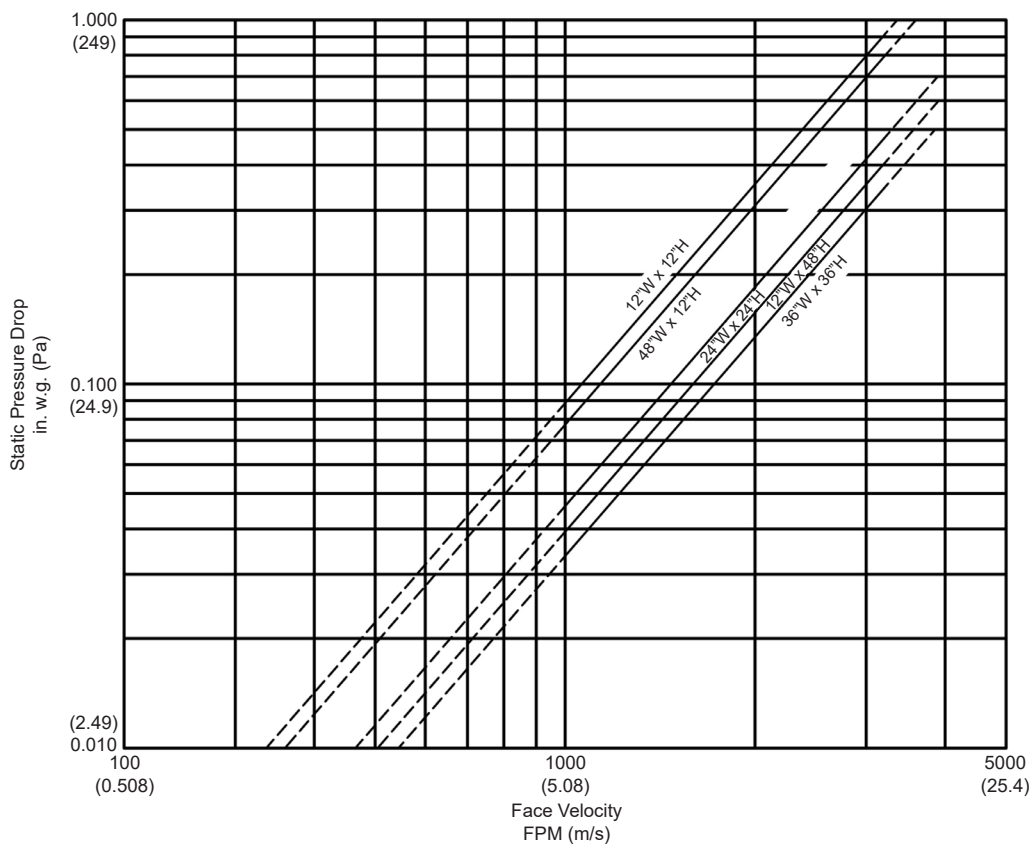
Maximum Differential Pressure: 4 in. w.g.  
Maximum Velocity: 2000 fpm

**Leakage Ratings**

UL Leakage Class II  
10 cfm per sq. ft. maximum @ 1 in. w.g.  
20 cfm per sq. ft. maximum @ 4 in. w.g.

**Pressure Drop Ratings**

The Pressure drop data shown below is based on laboratory conditions. The test setup does not take into account elbows or other duct fittings that are part of every actual duct system. The configuration of the actual duct system immediately upstream and downstream of the damper often contributes more pressure loss than the damper itself.



Sizes listed on this chart exceed the size limitations of the CA2GF. These sizes are based on the model CA2 approval.

This product was tested in accordance with AMCA Standard 511.  
Intake air converted to standard air density.

Item #	Qty	Damper Size	Horizontal	Vertical	250°F	350°F	Velocity		
			Orientation		Temp. Rating		Operational Rating		Union Made
Arch. / Eng.:					EDR:		ECN:		Job:
Contractor:									
Project:					Date:		DWN:		DWG:



450 Riverside Dr • Wyalusing PA, 18853  
Phone: 570-746-1888 • Fax: 570-746-9286  
www.cescoproducts.com