

Standard Access Door • 2" Deep • Out-Swing • Thermal Break • Extruded Aluminum

**Standard Construction and Materials**

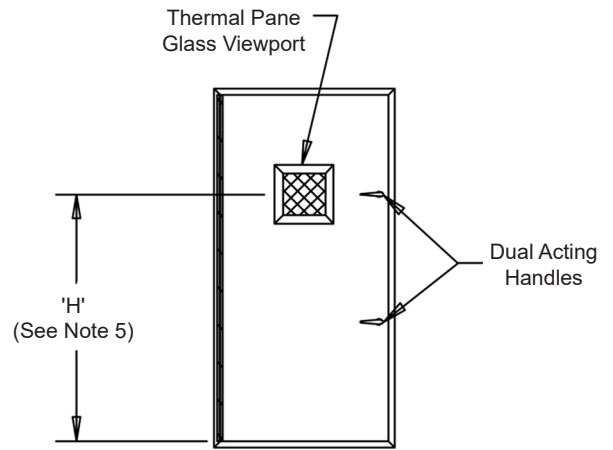
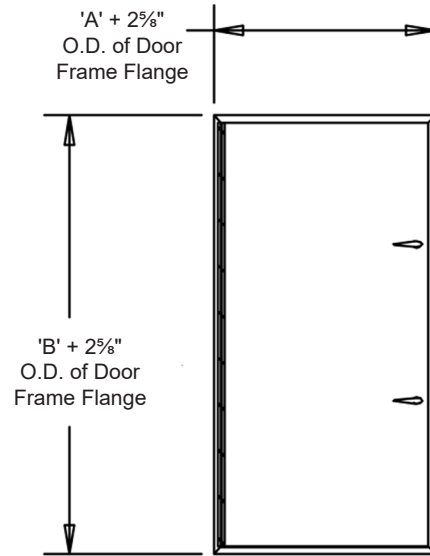
- FLANGED FRAME:** .081" thk. (nominal) extruded aluminum, 6063-T52/T6 alloy.
- DOOR FRAME:** .081" thk. (nominal) extruded aluminum, 6063-T52/T6 alloy.
- DOOR PANELS:** 20 GA. galvanized steel.
- INSULATION:** 2.25 lb. density polyurethane foam.
- HANDLES:** Dual-acting die cast zinc.
- DUAL GASKET:** Continuous length extruded foam santoprene.
- HINGE:** Stainless steel continuous type - out swing.
- VIEWPORT GLASS:** Single pane, 1/4" wire; 9" x 9" standard.
- FINISH:** Mill.

**Options**

- Door panel material: bonderized steel, stainless steel, aluminum
- Viewport glass size: 9" x 9" or 12" x 12"
- Single pane 1/4" wire or plexiglass
- Double pane 1/4" wire
- Handles - Chrome plated
- Finishes - Baked Enamel, Baked Epoxy, or Prime Coat

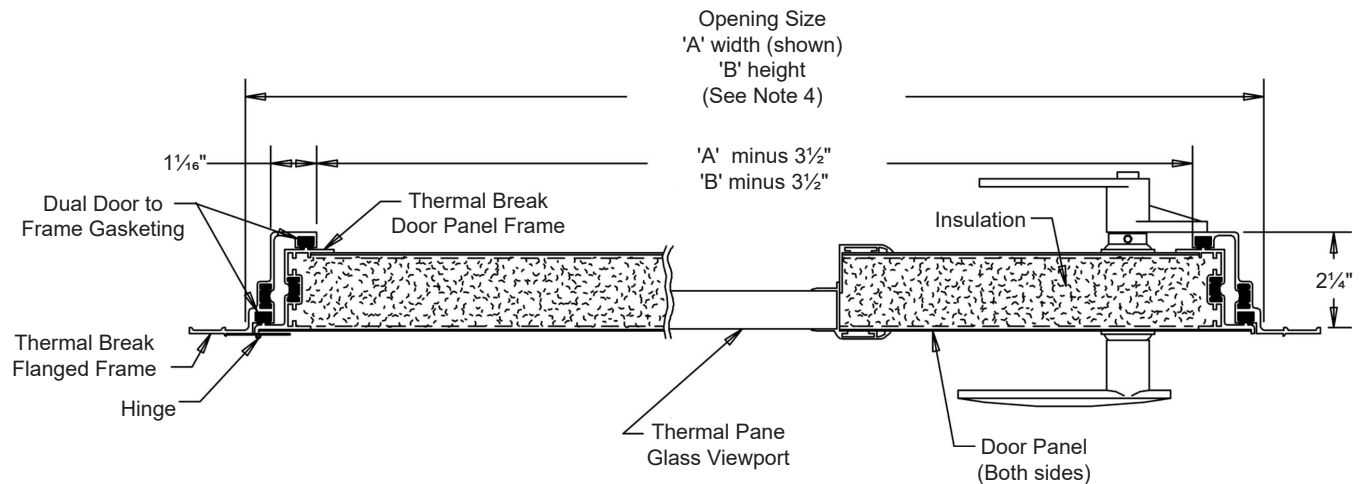
**Notes**

1. Hinge always furnished on "B" height dimension.
2. (G) designates doors with glass viewports. Specify (L/H) left hand or (R/H) right hand hinge when viewing from the outside.
3. 9" x 9" glass viewport not available on units under 18" in width. 12" x 12" viewports are not available on units under 21" in width.
4. Unless otherwise specified, door will be fabricated 1/4" under listed size. Dimensional tolerance is ± .075.
5. Unless otherwise specified, standard viewport locations are as follows:  
 'H' = 'B' - 11" (±1") when 'B' is 20" to 60"  
 'H' = 48" (±1") when 'B' is greater than 60"  
 (When specifying non-standard viewport locations, 'H' cannot be greater than 'B' - 11".)
6. Door width cannot exceed two times door height.
7. Please refer to the installation instructions for mounting of handles and door assembly mounting.
8. In-swing doors are recommended for positive pressures. Out-swing doors are recommended for negative pressures.



**Damper Sizes**

Min Size	Max Size
12"W x 12"H	48"W x 96"H

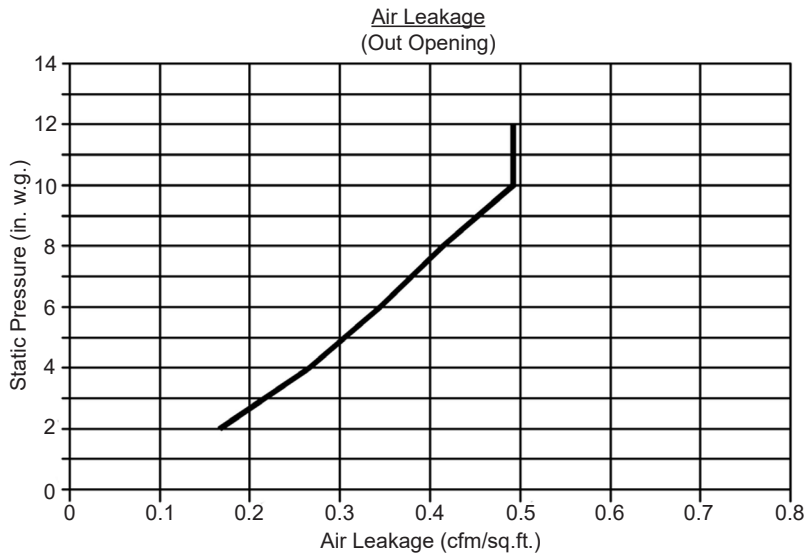


For handwritten orders, use the schedule block on page 3.

In the interest of product development, CESCO Products reserves the right to make changes without notice.

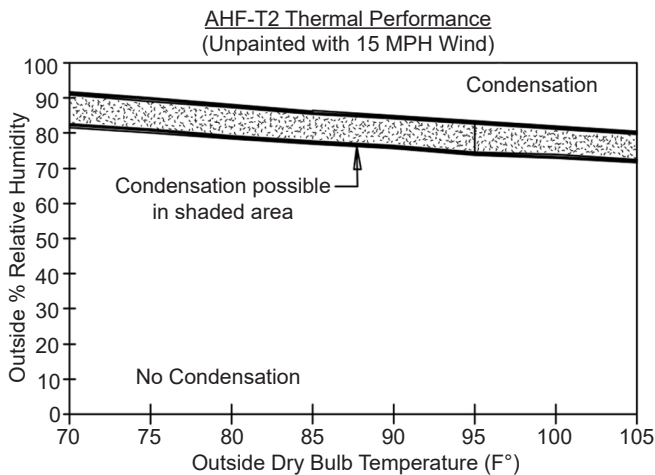
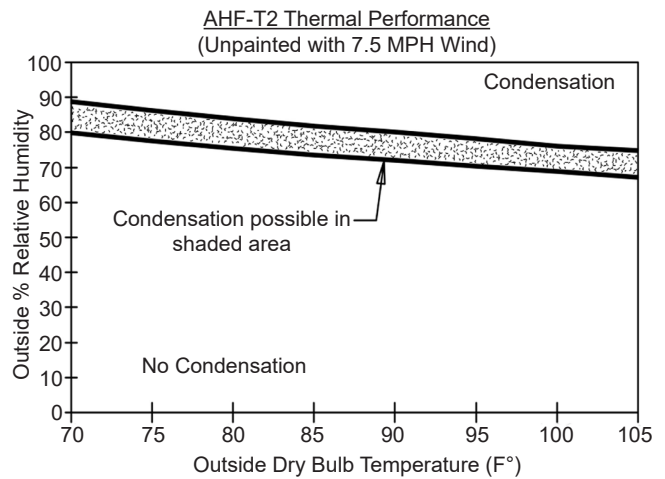
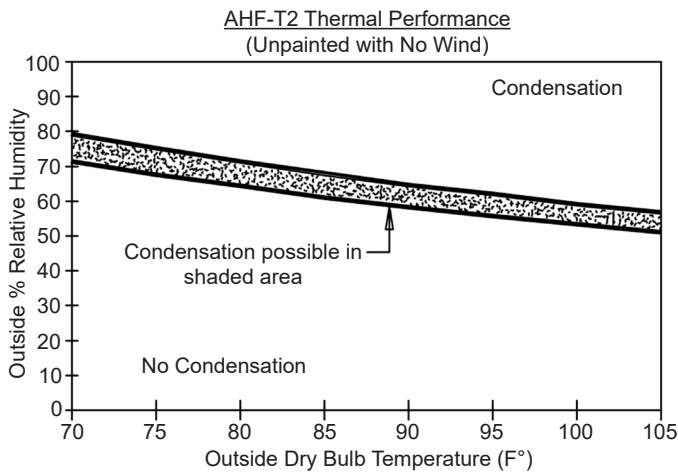
Standard Access Door • 2" Deep • Out-Swing • Thermal Break • Extruded Aluminum

■ Performance Data



Air leakage chart is based upon independent air leakage tests conducted by Architectural Testing Laboratory. The out-opening model of a 26" x 60" AHF-T2 was tested. Tests were in accordance with ASTM E 283-91 "Determining the Rate of Air Leakage through Exterior Windows, Curtain Walls, and Door under Specified Pressure Differences Across the Specimen". Cesco Products recommends using out of opening doors for draw through applications and in opening (IO) for blow through applications.

Water leakage results are based upon testing per ASTM E 331-96 "Water Penetration of Exterior Windows, Curtain Walls, and Door by a Uniform Static Air Pressure Difference". The tests consisted of mounted doors under a pressure difference of .55 in. to 2 in. w.g. and subjecting them to a uniform rainfall rate of 8 in./hr. Over the 15 minute period Model AHFT20 doors will allow approximately 0.4 gallons of water penetration (3.5 fl oz./min.).



Thermal performance charts are representative for a maximum door size that is unpainted.

Thermal performance charts above are presented as a guideline only. Charts are based on heat transfer calculations and independent thermal performance tests conducted by Architectural Testing Laboratory. All calculations assume an inside temperature of 50°F and an inside velocity of 900 fpm, for a door size 48" x 96". Tests are in accordance with ASTM C-1363-97 "Steady State Thermal Performance of Building Assemblies By Means of a Hot Box Apparatus".

Standard Access Door • 2" Deep • Out-Swing • Thermal Break • Extruded Aluminum

■ Schedule Block

Item #	Qty	"A" Width	"B" Width	Right Hand	Left Hand	"H" (When Required)		Non-Standard Viewport Location**		Union Made	
Arch. / Eng.:				EDR:			ECN:			Job:	
Contractor:											
Project:				Date:			DWN:			DWG:	