

Standard Construction and Materials

FRAME: 14 GA. aluminum or 16 GA. galvanized steel.

BLADE: 16 GA. aluminum Airfoil exterior with 22 GA. perforated aluminum interior surface or 18 GA. galvanized steel airfoil exterior with 22 GA. galvanized perforated steel interior surface.

INSULATION: Eco-Sound insulation.

SCREEN: 1/2" sq. mesh, aluminum (.051") or 1/2" sq. mesh, galvanized steel (.041")

FINISH: Mill.

Options

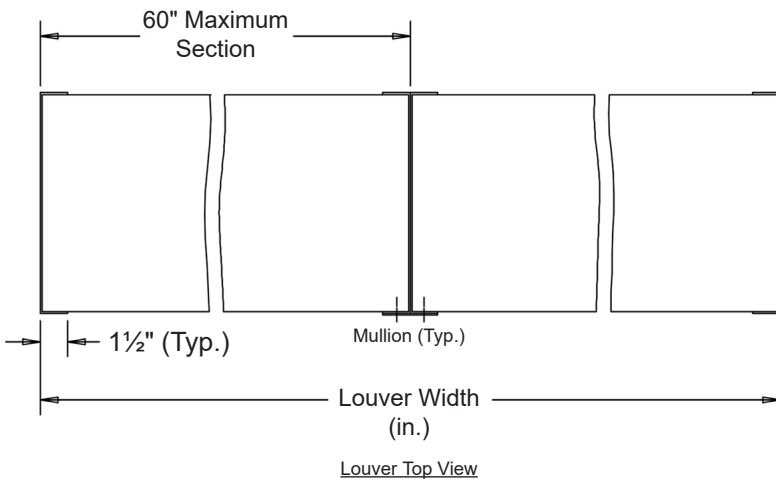
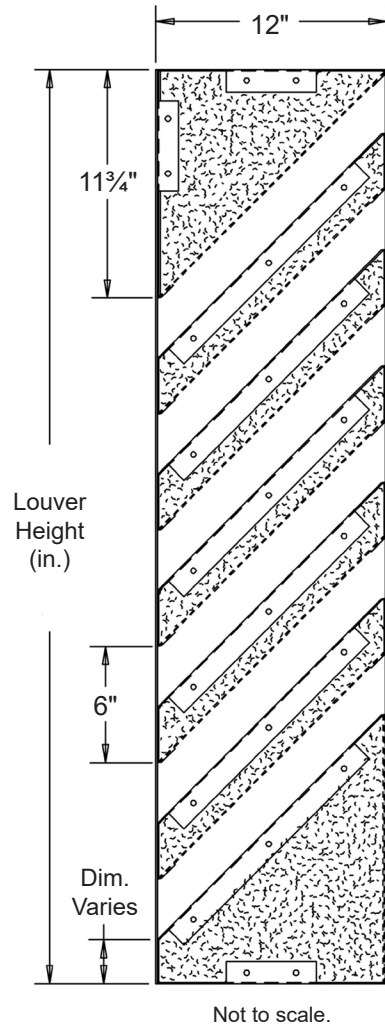
Finish - Baked Enamel, Kynar, Anodize

Notes

- 1/2" nominal deduction will be made to the opening size given.

Louver Sizes

Min Panel	Max Single Panel
12"W x 24"H	60"W x 96"H



Item #	Qty	Width	Height	Width	Height	Mullion	Type	Location		
		Opening Size		Louver Size			Screens			Union Made
Arch. / Eng.:						EDR:		ECN:		Job:
Contractor:										
Project:						Date:		DWN:		DWG:

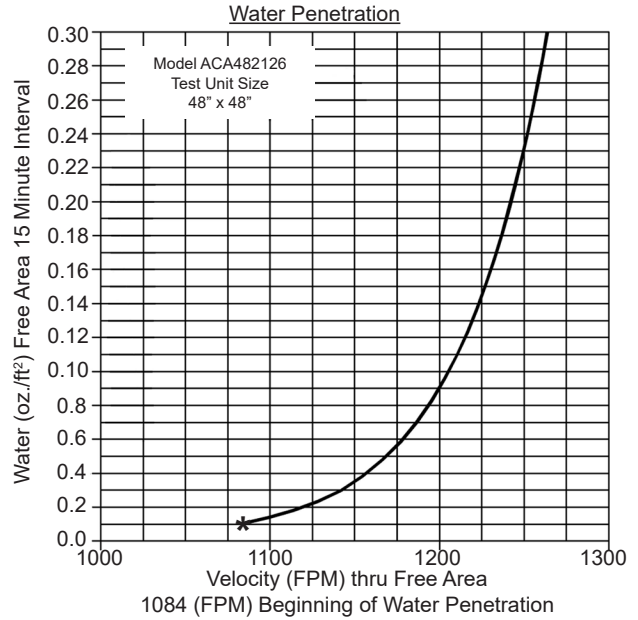
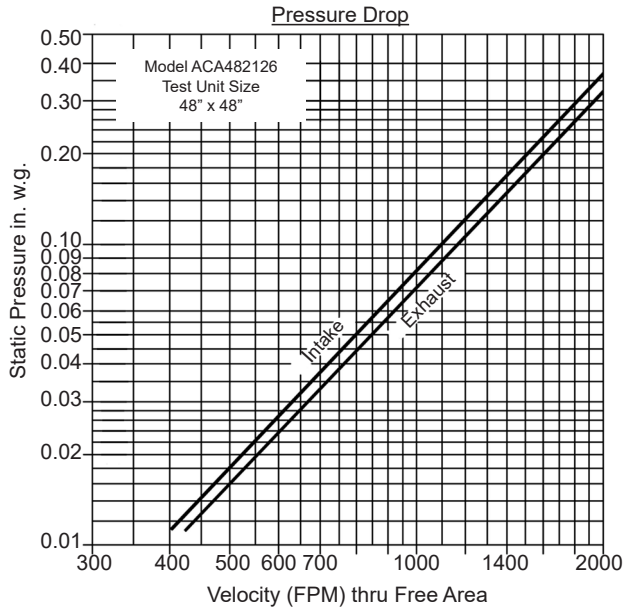
In the interest of product development, Cesco Products reserves the right to make changes without notice.



450 Riverside Dr • Wyalusing PA, 18853
 Phone: 570-746-1888 • Fax: 570-746-9286
 www.cescoproducts.com

Performance Data

Ratings do not include effects of a screen.



Intake air converted to standard air density.
Tested to AMCA Standard 500-L, Figure 5.5.

Transmission Loss

Octave Band	1	2	3	4	5	6	7	8
Frequency (Hz)	63	125	250	500	1000	2000	4000	8000
Sound Transmission Loss (db)	8	7	5	10	19	26	16	14
Free Field Noise Reduction	14	13	11	16	25	32	22	20

Attenuation

Octave Band Center Frequency (Hz)

Distance from Louver (ft)	Octave Band Center Frequency (Hz)							
	1 / 63	2 / 125	3 / 250	4 / 500	5 / 1000	6 / 2000	7 / 4000	8 / 8000
0'	14	13	11	16	25	32	22	20
10'	26	25	23	28	37	44	34	32
50'	40	39	37	42	51	58	48	46
100'	46	45	43	48	57	64	54	52
200'	52	51	49	54	63	70	60	58
500'	60	59	57	62	71	78	68	66
1000'	66	65	63	68	77	84	74	72

Attenuation chart is a combination of the Model ACA482126 sound transmission loss and the reduction of sound energy as a function of distance.

Free Area (sq. ft.)

Height (in.)	Width (in.)								
	12"	18"	24"	30"	36"	42"	48"	54"	60"
24"	.27	.44	.62	.80	.97	1.15	1.33	1.51	1.68
36"	.53	.89	1.24	1.59	1.95	2.30	2.66	3.01	3.36
48"	.80	1.33	1.86	2.39	2.92	3.45	3.98	4.52	5.05
60"	1.06	1.77	2.48	3.19	3.90	4.60	5.31	6.02	6.73
72"	1.33	2.21	3.10	3.98	4.87	5.76	6.64	7.53	8.41
84"	1.59	2.66	3.72	4.78	5.84	6.91	7.97	9.03	10.09
96"	1.86	3.10	4.34	5.58	6.82	8.06	9.30	10.54	11.78