

Extruded Aluminum Damper • 5" Deep • 4" Airfoil Blades • Opposed or Parallel • Thermal Break • Insulated Frame

Standard Materials and Construction

FRAME: 5" deep x .081" thick (nominal) 6063-T52/T6 extruded aluminum, .125" thick (nominal) frame also available. Frame is insulated with 1/2" rigid foam insulation.

BLADES: 4" wide x .081" thick (nominal) 6063-T52/T6 extruded aluminum, airfoil profile injected with a two-part polyurethane (CFC free) foam, and debridged for thermal isolation.

AXLES: 1/2" dia. extruded aluminum, "Pin-Lock" design, interlocking into blade section.

LINKAGE: Concealed in jamb of heavy aluminum. Crank arm permanently locked to blade axle by two stainless steel fasteners. The crank arm contains a 1/2" dia. metal pivot riding in a celcon bearing. A 1/4-20 set screw with locking patch ties the 5/16" dia. aluminum linkage rod. The linkage of each damper is individually adjusted.

BEARINGS: "Double-sealed" type with celcon inner bearing riding inside a polycarbonate outer bearing positively locked into frame, designed so that there shall be no metal-to-metal or metal-to-bearing riding surfaces.

SEALS: Extreme low temperature seal system, extruded silicone rubber blade edge seal that fits into a ribbed groove insert in blades with an extruded polycarbonate seal at jambs.

FINISH: Mill

TEMP. LIMITS: -40°F to +200°F

Options

Frame - Optional .125" thick (nominal) 6063-T52/T6 extruded aluminum

Hand Quadrants

120V, 24V Electric, or Pneumatic Actuators

Jackshaftering

Auxiliary Switch

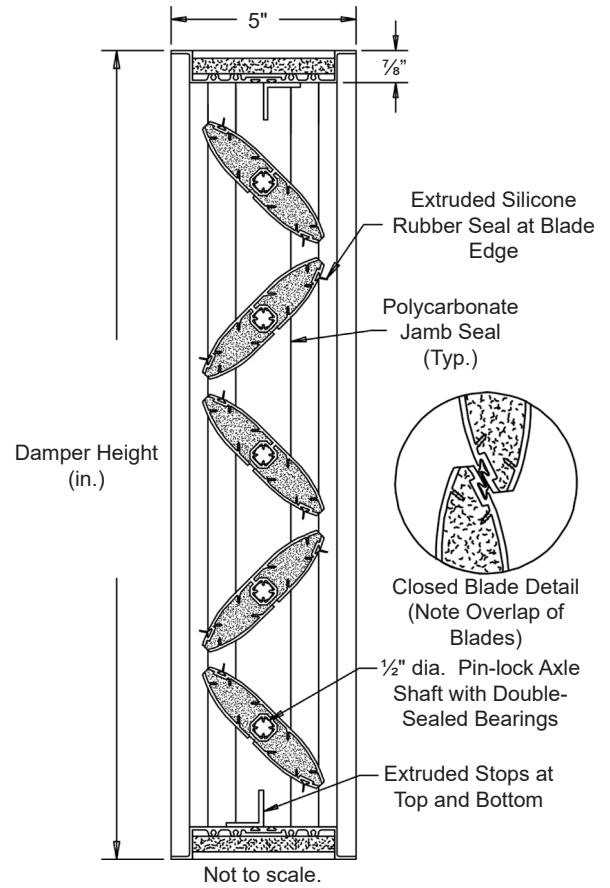
Explosion Proof Housing

Notes

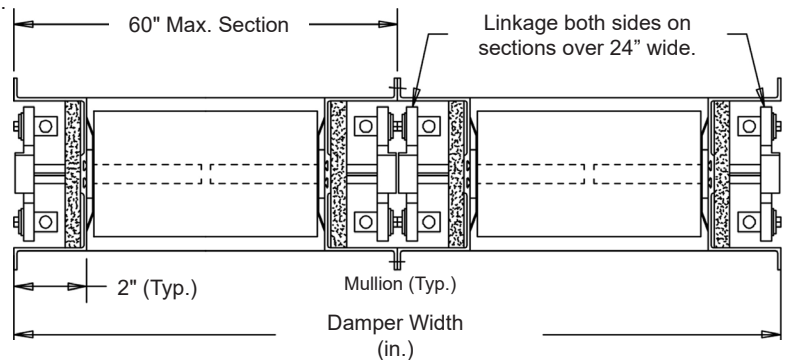
1. 1/4" nominal deduction will be made to the opening size given.
2. Dampers with multiple panels in both width and height may require structural support. It is recommended that large openings be designed with structural members so that dampers will span either width or height with a single panel. Structural support will not be provided with standard dampers.
3. Dampers more than one panel wide or high and operated with one actuator must be jackshafted. Factory supplied actuators are shipped loose to be mounted external as standard.
4. Dampers at minimum panel size will have a single damper blade.
5. Not recommended for blades installed vertically.
6. Approximate shipping weight is 6.5 lbs./sq.ft.


Damper Sizes

Blade Type	Minimum Panel	Maximum Panel
Parallel	6"W x 8 7/8"H	60"W x 72"H
Opposed	6"W x 8 7/8"H	60"W x 72"H



Opposed Blade Model shown (Parallel Blade Model also Available)



Item #	Qty	Width	Height	Blade Position		Actuator Model	Location		Function		Union Made
				Para.	Oppo.		Interior	Exterior	N.C.	N.O.	
Arch. / Eng.:						EDR:	ECN:		Job:		
Contractor:											
Project:						Date:	DWN:		DWG:		