

MODEL AC482-6-6

Acoustical Louver • 6" Deep • 6" Blade Spacing • Formed Aluminum or Galvanized Steel

Standard Materials and Construction

FRAME: 14 GA. aluminum or 16 GA. galvanized steel.

BLADE: 16 GA. aluminum Airfoil exterior with 22 GA. perforated aluminum interior surface or 18 GA. galvanized steel airfoil exterior with 22 GA. galvanized perforated steel interior surface.

INSULATION: Eco-Sound Insulation.

SCREEN: 1/2" sq. mesh, aluminum (.051") or 1/2" sq. mesh, galvanized steel (.041")

FINISH: Mill.

Options

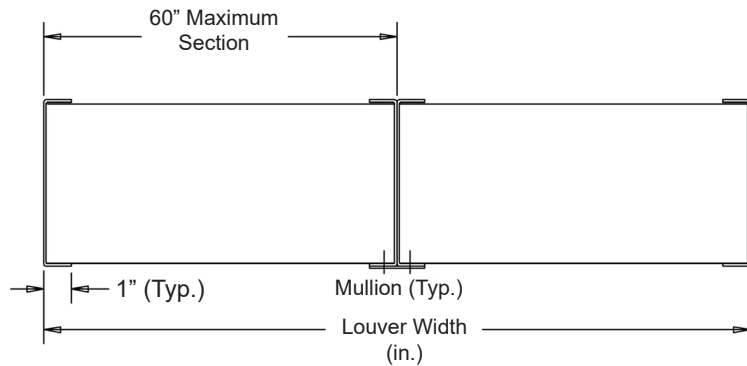
Finish - Baked Enamel, Kynar, Anodize

Notes

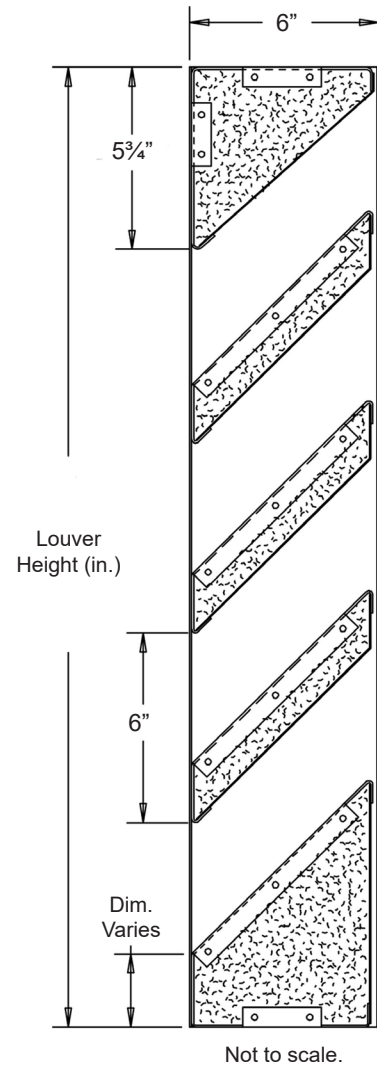
1. 1/2" nominal deduction will be made to the opening size given.

Louver Sizes

Min Panel	Max Single Panel
12"W x 24"H	60"W x 96"H



Louver Top View

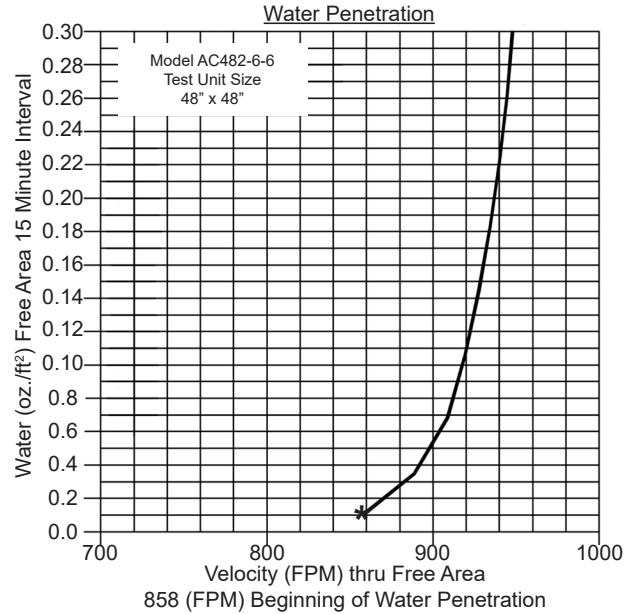
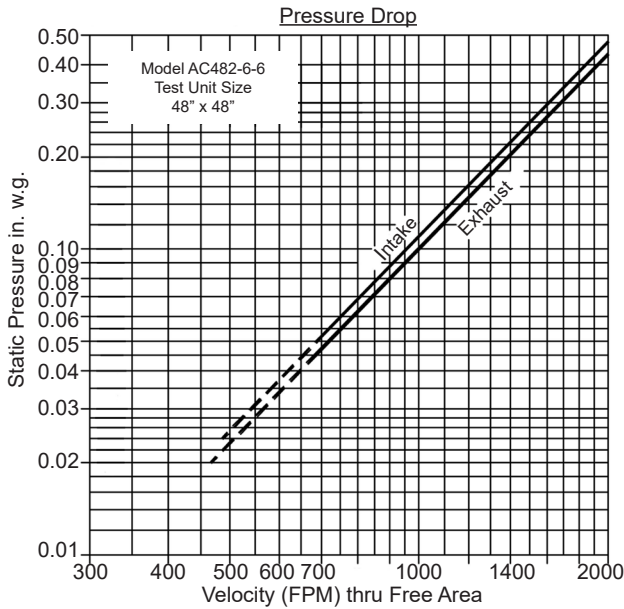


Not to scale.

Item #	Qty	Width	Height	Width	Height	Mullion	Type	Location	Union Made
		Opening Size		Louver Size			Screens		
Arch. / Eng.:						EDR:		ECN:	Job:
Contractor:									
Project:						Date:		DWN:	DWG:

Performance Data

Ratings do not include effects of a screen.



Intake air converted to standard air density.
Tested to AMCA Standard 500-L, Figure 5.5.

Transmission Loss

Octave Band	1	2	3	4	5	6	7	8
Frequency (Hz)	63	125	250	500	1000	2000	4000	8000
Sound Transmission Loss (db)	4	4	2	4	8	12	8	9
Free Field Noise Reduction	10	10	8	10	14	18	14	15

Attenuation

Octave Band Center Frequency (Hz)

Distance from Louver (ft)	Octave Band Center Frequency (Hz)							
	1 / 63	2 / 125	3 / 250	4 / 500	5 / 1000	6 / 2000	7 / 4000	8 / 8000
0'	10	10	8	10	14	18	14	15
10'	22	22	20	22	26	30	26	27
50'	36	36	34	36	40	44	40	41
100'	42	42	40	42	46	50	46	47
200'	48	48	46	48	52	56	52	53
500'	56	56	54	56	60	64	60	61
1000'	62	62	60	62	66	70	66	67

Attenuation chart is a combination of the Model AC482-6-6 sound transmission loss and the reduction of sound energy as a function of distance.

Free Area (sq. ft.)

		Width (in.)							
		12"	24"	30"	36"	42"	48"	54"	60"
Height (in.)	24"	.39	.87	1.10	1.34	1.58	1.81	2.05	2.29
	36"	.66	1.45	1.84	2.23	2.63	3.02	3.42	3.81
	48"	.92	2.02	2.58	3.13	3.68	4.23	4.78	5.34
	60"	1.18	2.60	3.31	4.02	4.73	5.44	6.15	6.86
	72"	1.45	3.18	4.05	4.92	5.78	6.65	7.52	8.39
	84"	1.71	3.76	4.78	5.81	6.84	7.86	8.89	9.91
96"	1.97	4.34	5.52	6.70	7.89	9.07	10.25	11.44	