

MODEL 80

Round Damper • 7½" Deep • Single Thickness Blade • Tight Closing • Stainless Steel

Suggested maximum 4 in. w.g. differential pressure

Standard Materials and Construction

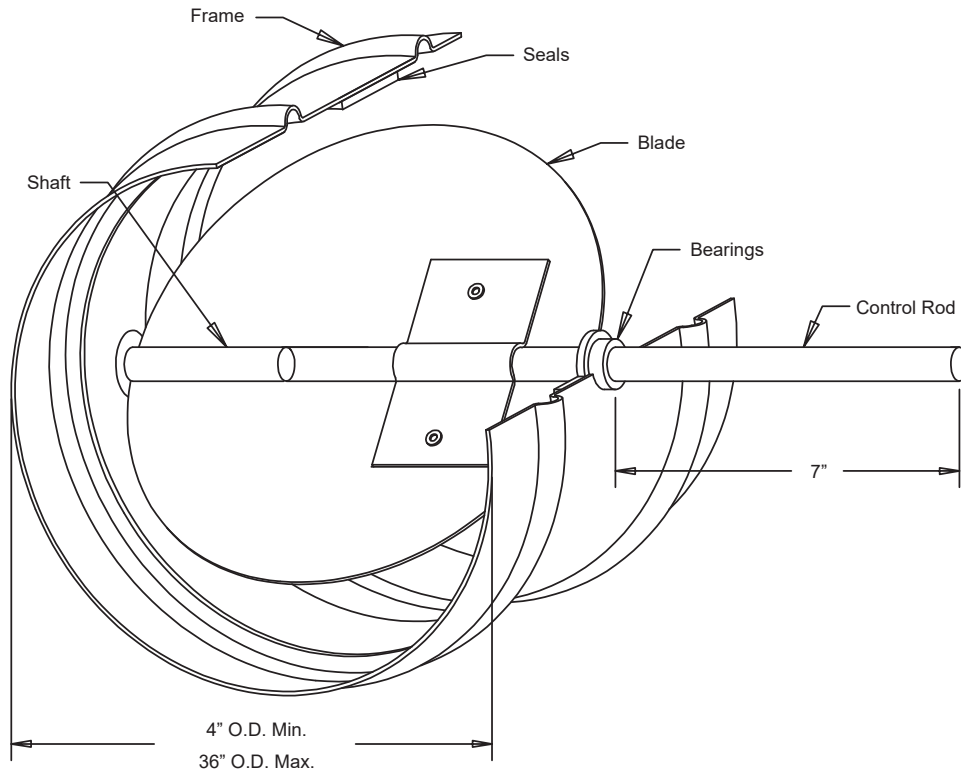
- FRAME:** 16 GA. stainless steel, 7½" deep.
- BLADE:** 16 GA. stainless steel, reinforced for frames over 18" dia.
- SHAFT:** ½" dia. stainless steel.
- BEARINGS:** Flange Oilite Bronze.
- SEALS:** On frame, ¼" thick closed cell neoprene. Temperature range is -35°F to 180°F.
- CONTROL ROD:** Cadmium plated steel.
- FINISH:** Mill.

Notes

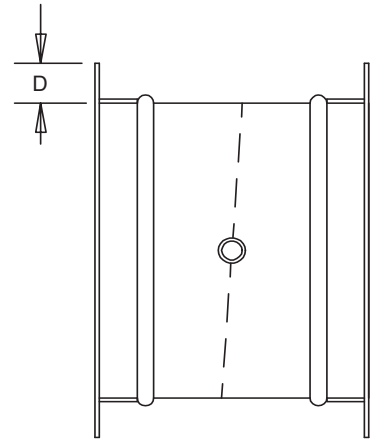
1. Dampers are available in 1" increments only.
2. Please contact the factory for damper sizes larger than 36" diameter.
3. ¼" nominal deduction will be made to the opening size given.
4. To calculate approximate shipping weight (lbs./in.), use following formula:
 Damper Circumference (Diameter [in.] × 3.141) × 0.5

Damper Sizes

Minimum Size	Maximum Size
4" O.D.	36" O.D.



Please inquire for larger sizes.



Equal Leg Angles are available. They are welded to frames at intermittent spacing and caulked between welds. Flange Height "D" varies with Damper Diameter.

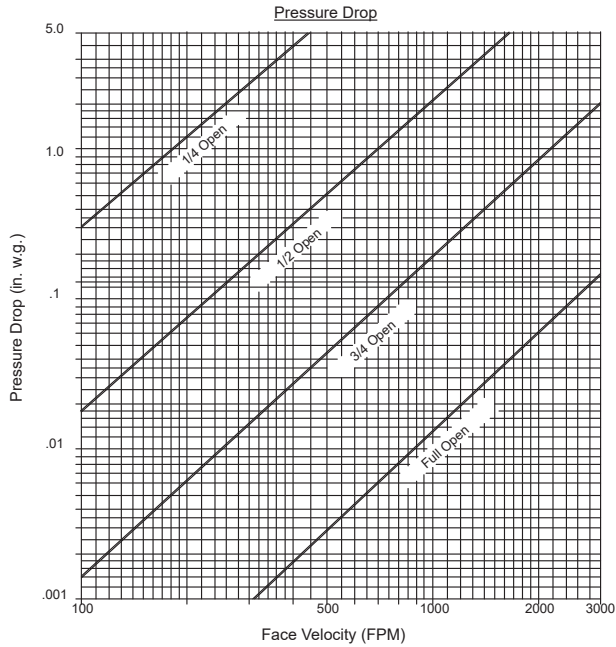
Item #		Qty	Damper Size O.D.	Tagging	Remarks		
Arch. / Eng.:				EDR:	ECN:	Job:	
Contractor:							
Project:				Date:	DWN:	DWG:	



Union Made

Pressure Drop

Pressure Drop Ratings are based on AMCA Standard 500 using test set-up 5.3 for Dampers installed with Duct Upstream and Downstream. Static Pressures are corrected to 0.075 lb./cu.ft. air density.



Air Leakage

Air Leakage Ratings are based on AMCA Standard 500 using test set-up 5.4. Air Leakage is corrected to 0.075 lb./cu.ft. air density.

