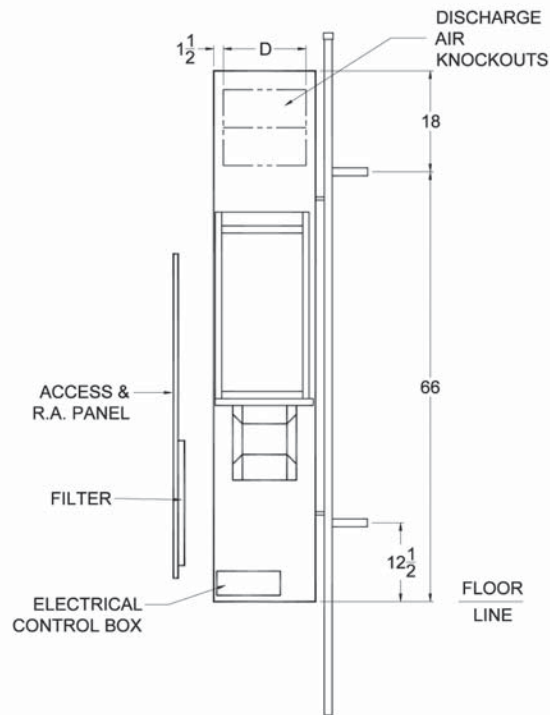
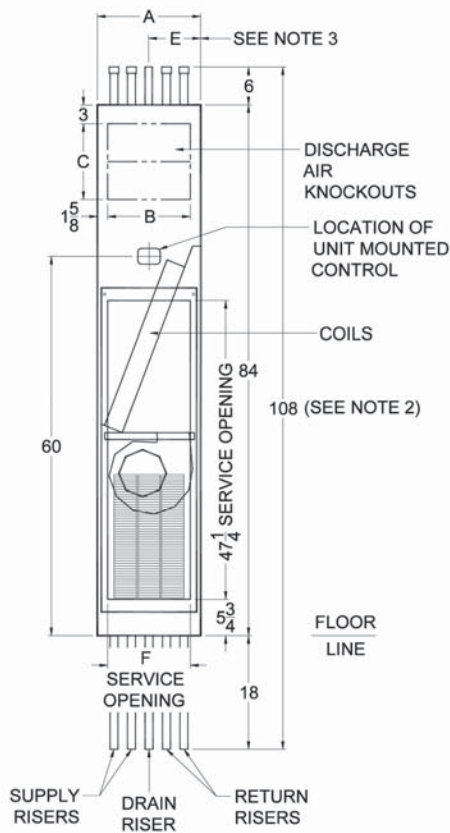
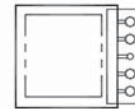
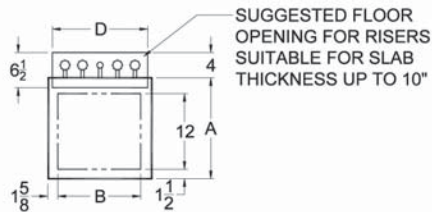


VERTICAL STACKED FAN COIL UNITS DIMENSIONS MASTER UNITS



FRONT VIEW

R.H. SIDE VIEW

REAR RISER SHOWN, L.H. & R.H. RISERS AVAILABLE, RISER HAND DETERMINED WHEN FACING AIR INLET

* MULTI - DISCHARGE ARRANGEMENTS C = 6"

UNIT SIZE	DIMENSIONS						
	A	B	C*	D 2-Pipe	D 4-Pipe	E	F
003	16 1/4	13	12	10	15	8 1/8	13
004	16 1/4	13	12	10	15	8 1/8	13
006	19 1/4	16	12	10	15	9 5/8	16
008	19 1/4	16	12	10	15	9 5/8	16
010	19 1/4	16	12	10	15	9 5/8	16

NOTE 1: Model G units will accept maximum 5/8" thickness furring material fastened either with adhesive or screws with maximum 1/4" cabinet penetration.

NOTE 2: Standard cabinet height may impose restrictions where ceiling dimensions are less than 7' 10". Consult factory for special cabinet heights.

NOTE 3: All risers have a 2 3/4" center to center distance from the riser next to it. On 2-pipe systems, only the three middle risers will be installed on the unit.