

GS4D45H

STANDARD MATERIALS AND CONSTRUCTION

FRAME: 18-GA. galvanized steel, channel type.
BLADE: 18-GA. galvanized steel. Blades approximately 4" on centers.

SCREEN: (When indicated)
 ½" sq. mesh, 19-GA. galvanized steel (.041").

CONSTRUCTION: Riveted and/or welded, full jambs with blades, head and sill contained within.

OPTIONS

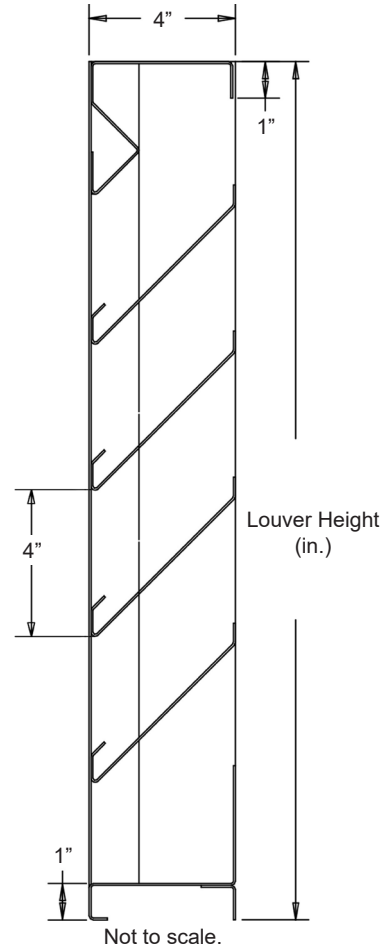
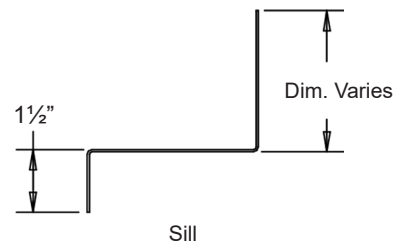
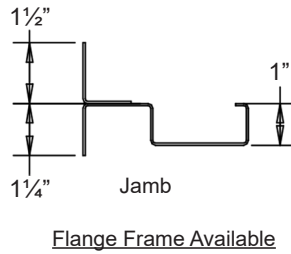
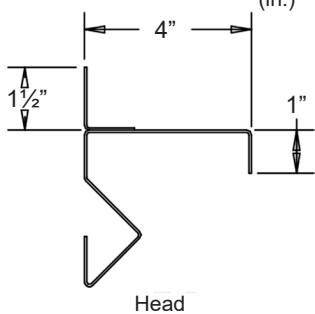
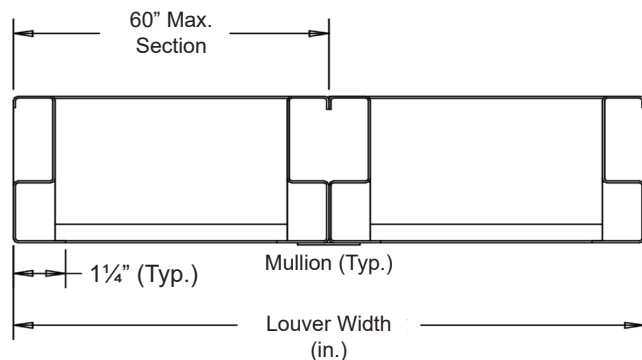
- Flange Frame available.
- Finishes - Enamels, Epoxies, etc.
- Material - 304 or 316 Stainless Steel
- Screens - Insect screen 18/16 aluminum mesh,
 - or- ½" flattened aluminum, .051",
 - or- ¼" sq. mesh, 18-GA galvanized steel, .047",
 - or- ½" sq. mesh, 18-GA stainless steel, .047",
 - Others available.

NOTES

1. ½" nominal deduction will be made to the opening size given.
2. Approximate shipping weight is 6.0 lbs./sq.ft.

LOUVER SIZES

Min Panel	Max Single Panel
12"W x 12"H	60"W x 96"H



In the interest of product development, Airline Louvers reserves the right to make changes without notice.

Item #	Qty	Width	Height	Width	Height	Mullion	Type	Location	 Union Made
		Opening Size		Louver Size			Screens		
Arch. / Eng. :						EDR:	ECN:		Job:
Contractor:									
Project:						Date:	DWN:	DWG:	

GS4D45H

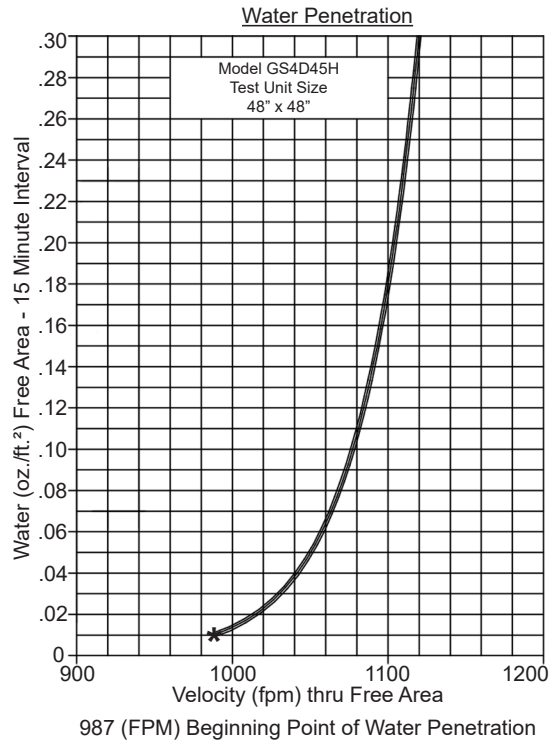
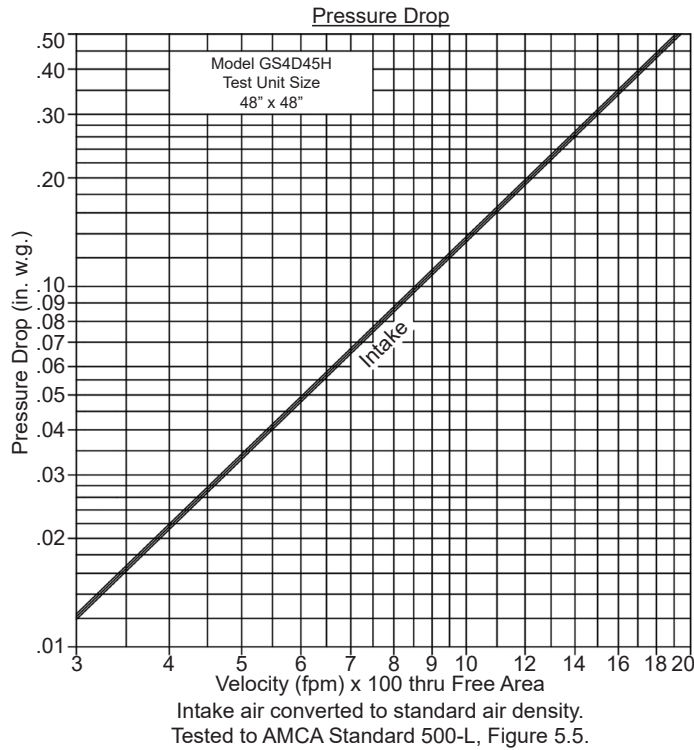
PERFORMANCE DATA

Pressure Drop: .14 in. w.g. at 1000 fpm (Intake)

Free Area: 8.00 sq.ft. = 50% for 48"W x 48"H sample tested in accordance with AMCA Standard 500-L.

Beginning Point of Water Penetration: 987 fpm

Ratings do not include effects of a screen.



Free Area (sq.ft.)

		Width (in.)								
		12"	18"	24"	30"	36"	42"	48"	54"	60"
Height (in.)	12"	.27	.45	.62	.80	.97	1.14	1.32	1.49	1.66
	24"	.75	1.22	1.70	2.17	2.65	3.12	3.59	4.07	4.54
	36"	1.23	2.00	2.78	3.55	4.32	5.10	5.87	6.65	7.42
	48"	1.70	2.78	3.85	4.93	6.00	7.08	8.00	9.23	10.30
	60"	2.18	3.55	4.93	6.31	7.68	9.06	10.43	11.81	13.18
	72"	2.65	4.33	6.01	7.68	9.36	11.04	12.71	14.39	16.06
	84"	3.13	5.11	7.08	9.06	11.04	13.01	14.99	16.97	18.94
	96"	3.61	5.88	8.16	10.44	12.72	14.99	17.27	19.55	21.83



Airline Louvers certifies that the Model GS4D45H shown herein is licensed to bear the AMCA seal. The ratings shown are based on tests and procedures performed in accordance with AMCA Publication 511 and comply with the requirements of the AMCA Certified Ratings Program. The AMCA Certified Ratings Seal applies to Water Penetration and Air Performance Ratings only.