

# AIRLINE<sup>TM</sup>

## L O U V E R S

### Brick Vents Standard Frame

**STANDARD MATERIALS AND CONSTRUCTION**

- FRAME:** .125" thick (nominal) extruded aluminum.
- BLADE:** .125" thick (nominal) extruded aluminum.
- SCREEN:** 1<sup>5</sup>/<sub>16</sub> Mesh, .011" dia. aluminum wire, insect screen.
- FINISH:** Clear anodized finish is standard.

**OPTIONS**

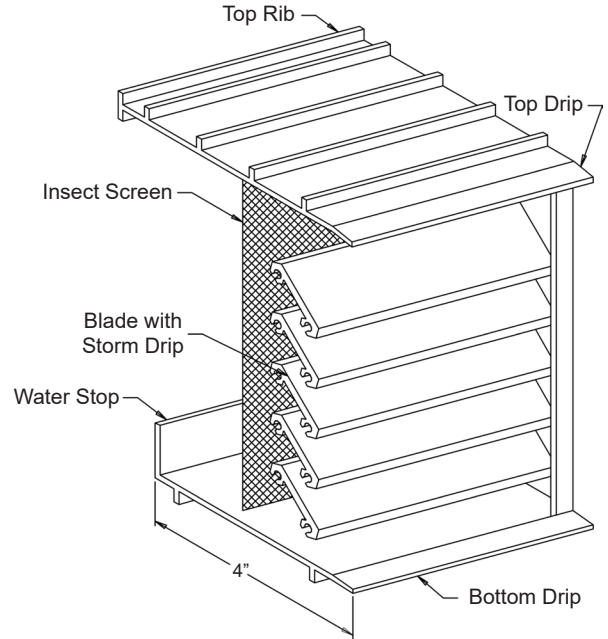
Finish - Baked Enamel, Kynar, Anodize

**NOTES**

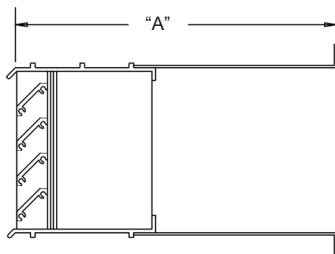
1. 1/2" nominal deduction will be made to the opening size given unless otherwise stated.
2. Many stock sizes are available for immediate shipment. Brick vents are also available in practically any width or height.

**BRICK VENT SIZES**

| Ordered Size   | Minimum Opening Size   | Free Area (Sq. In.) |
|--|--|---------------------|
| 12" x 4 <sup>3</sup> / <sub>4</sub> "                              | 12 <sup>1</sup> / <sub>4</sub> " x 5 <sup>1</sup> / <sub>4</sub> " | 17.28               |
| 12" x 2 <sup>3</sup> / <sub>8</sub> "                              | 12 <sup>1</sup> / <sub>4</sub> " x 2 <sup>7</sup> / <sub>8</sub> " | 6.34                |
| 8 <sup>1</sup> / <sub>8</sub> " x 2 <sup>3</sup> / <sub>8</sub> "  | 8 <sup>3</sup> / <sub>8</sub> " x 2 <sup>7</sup> / <sub>8</sub> "  | 4.18                |
| 8 <sup>1</sup> / <sub>8</sub> " x 4 <sup>3</sup> / <sub>4</sub> "  | 8 <sup>3</sup> / <sub>8</sub> " x 5 <sup>1</sup> / <sub>4</sub> "  | 11.52               |
| 8 <sup>1</sup> / <sub>8</sub> " x 7 <sup>3</sup> / <sub>4</sub> "  | 8 <sup>3</sup> / <sub>8</sub> " x 8 <sup>1</sup> / <sub>4</sub> "  | 19.58               |
| 16 <sup>1</sup> / <sub>2</sub> " x 2 <sup>3</sup> / <sub>8</sub> " | 16 <sup>3</sup> / <sub>4</sub> " x 2 <sup>7</sup> / <sub>8</sub> " | 8.64                |
| 16 <sup>1</sup> / <sub>2</sub> " x 4 <sup>3</sup> / <sub>4</sub> " | 16 <sup>3</sup> / <sub>4</sub> " x 5 <sup>1</sup> / <sub>4</sub> " | 28.22               |
| 16 <sup>1</sup> / <sub>2</sub> " x 7 <sup>3</sup> / <sub>4</sub> " | 16 <sup>3</sup> / <sub>4</sub> " x 8 <sup>1</sup> / <sub>4</sub> " | 40.32               |
| 24" x 4 <sup>3</sup> / <sub>4</sub> "                              | 24 <sup>1</sup> / <sub>4</sub> " x 5 <sup>1</sup> / <sub>4</sub> " | 39.02               |
| 24" x 7 <sup>3</sup> / <sub>4</sub> "                              | 24 <sup>1</sup> / <sub>4</sub> " x 8 <sup>1</sup> / <sub>4</sub> " | 58.75               |

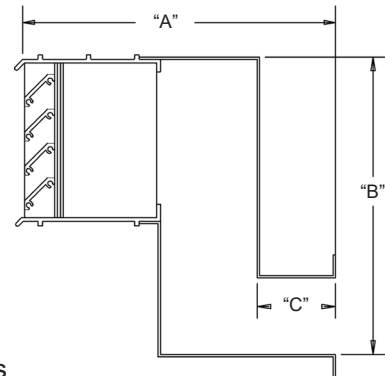


For custom size Brick Vents, contact customer service for details.



**Straight Ducts**

Fastened securely to vent 24 GA. galvanized steel standard. Specify wall thickness ("A" dimension)



**"Z" Ducts**

Fastened securely to vent 24 GA. galvanized steel standard. Use when space to be vented is below grade. Provide dimensions "A", "B", and "C".

**Please use the Brick Vent order form on the next page for handwritten orders.**

In the interest of product development, Airline Louvers reserves the right to make changes without notice.

|                       |            |                     |        |                    |        |                |                |          |                    |         |                   |  |
|-----------------------|------------|---------------------|--------|--------------------|--------|----------------|----------------|----------|--------------------|---------|-------------------|--|
|                       |            |                     |        |                    |        |                |                |          |                    |         |                   |  |
| <b>Item #</b>         | <b>Qty</b> | Width               | Height | Width              | Height | <b>Mullion</b> | Type           | Location | Intake             | Exhaust | <b>Union Made</b> |  |
|                       |            | <b>Opening Size</b> |        | <b>Louver Size</b> |        |                | <b>Screens</b> |          | <b>Louver Type</b> |         |                   |  |
| <b>Arch. / Eng. :</b> |            |                     |        |                    |        | <b>EDR:</b>    | <b>ECN:</b>    |          | <b>Job:</b>        |         |                   |  |
| <b>Contractor:</b>    |            |                     |        |                    |        |                |                |          |                    |         |                   |  |
| <b>Project:</b>       |            |                     |        |                    |        | <b>Date:</b>   | <b>DWN:</b>    |          | <b>DWG:</b>        |         |                   |  |

