

AS2Y99H

STANDARD MATERIALS AND CONSTRUCTION

FRAME: .081" thick (nominal) extruded aluminum, 6063-T52/T6 alloy.

BLADE: .064" thick (nominal) extruded aluminum, 6063-T52/T6 alloy.
Blades approximately 1 1/4" on centers.

LOUVER FACE: Full jamb section, with blades and head contained in jambs.

SCREEN: (When indicated.)

1/2" flattened aluminum (.051" thick),

-or- 1/2" sq. mesh, intermediate double-crimped aluminum wire, .063" dia.,

-or- 1 5/16 mesh, .011" dia. aluminum wire, insect screen.

FINISH: Mill

OPTIONS

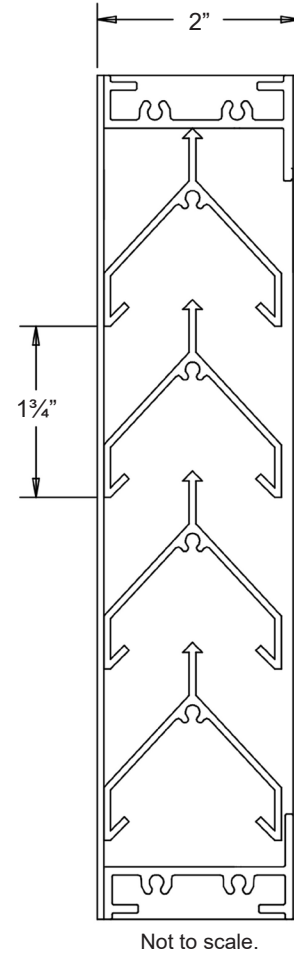
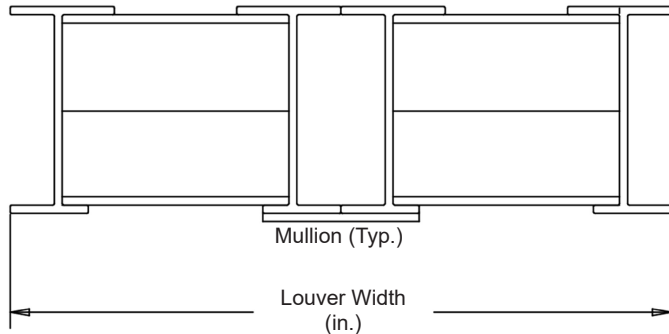
Finish - Baked Enamel, Kynar, Anodize

NOTES

1. 1/2" nominal deduction will be made to the opening size given.
2. Approximate shipping weight is 3.8 lbs./sq.ft.

LOUVER SIZES

Min Panel	Max Single Panel
12"W x 12"H	60"W x 96"H



In the interest of product development, Airline Louvers reserves the right to make changes without notice.

Item #	Qty	Width	Height	Width	Height	Mullion	Type	Location	Union Made
		Opening Size		Louver Size			Screens		
Arch. / Eng. :						EDR:	ECN:	Job:	
Contractor:						Date:	DWN:	DWG:	
Project:									

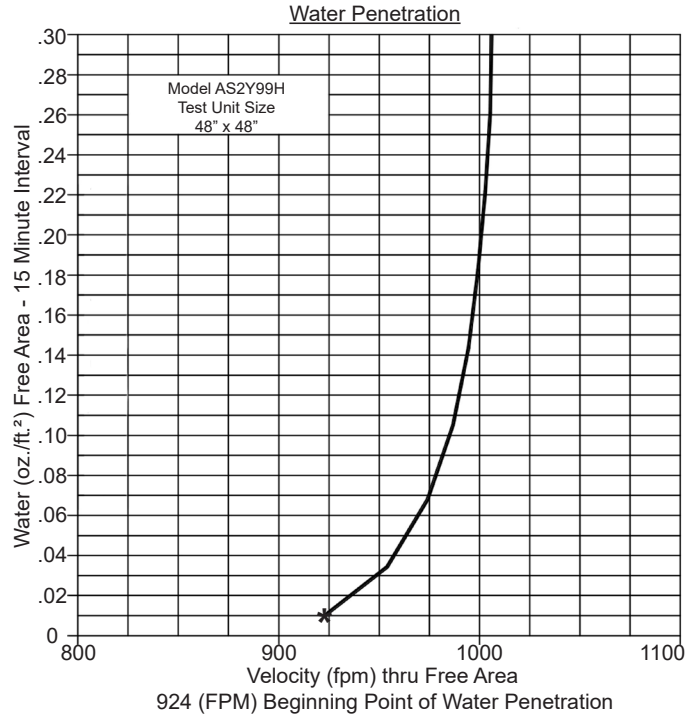
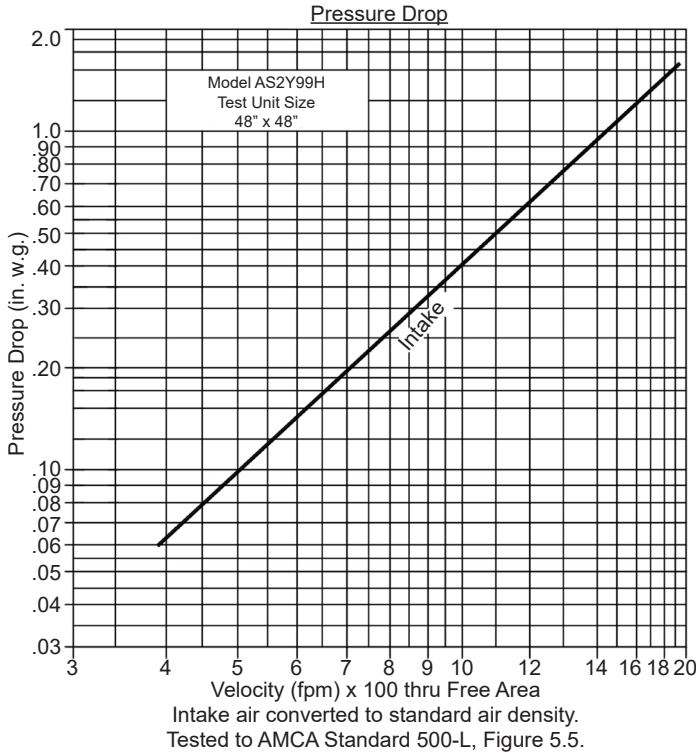


AS2Y99H

PERFORMANCE DATA

Pressure Drop: .40 in. w.g. at 1000 fpm (intake)
 Free Area: 4.43 sq.ft. = 27.7% for 48"W x 48"H sample tested in accordance with AMCA Standard 500-L.
 Beginning Point of Water Penetration: 924 fpm

Ratings do not include effects of a screen.



		Free Area (sq.ft.)								
		Width (in.)								
Height (in.)		12"	18"	24"	30"	36"	42"	48"	54"	60"
		12"	.26	.42	.57	.73	.88	1.04	1.20	1.35
24"	.50	.80	1.10	1.40	1.70	2.00	2.30	2.60	2.90	
36"	.74	1.18	1.63	2.07	2.52	2.96	3.70	3.85	4.29	
48"	.98	1.57	2.16	2.74	3.33	3.92	4.43	5.10	5.68	
60"	1.22	1.95	2.68	3.42	4.15	4.88	5.61	6.34	7.08	
72"	1.46	2.34	3.21	4.09	4.96	5.84	6.72	7.59	8.47	
84"	1.70	2.72	3.74	4.76	5.78	6.80	7.82	8.84	9.86	
96"	2.02	3.24	4.45	5.67	6.88	8.10	9.31	10.53	11.74	