

AS1S42H

FREE AREA TABLE

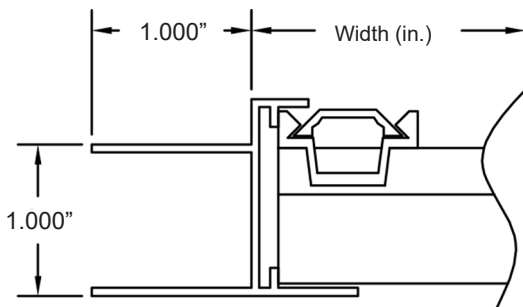
Free Area sq.ft. (sq.m.)

		Width in. (mm)							
		12" (305)	24" (610)	36" (914)	48" (1219)	60" (1254)	72" (1829)	84" (2134)	96" (2438)
Height in. (mm)	12" (305)	.52 (0.05)	1.11 (0.10)	1.69 (0.16)	2.32 (0.22)	2.90 (0.27)	3.48 (0.32)	4.06 (0.38)	4.69 (0.44)
	24" (610)	1.08 (0.10)	2.29 (0.21)	3.50 (0.33)	4.80 (0.45)	6.00 (0.56)	7.21 (0.67)	8.41 (0.78)	9.71 (0.90)
	36" (914)	1.63 (0.15)	3.44 (0.32)	5.25 (0.49)	7.20 (0.67)	9.01 (0.84)	10.81 (1.01)	12.62 (1.17)	14.58 (1.35)
	48" (1219)	2.19 (0.20)	4.62 (0.43)	7.05 (0.66)	9.68 (0.90)	12.11 (1.13)	14.54 (1.35)	16.97 (1.58)	19.60 (1.82)

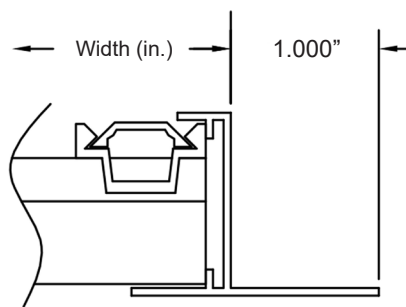
Free Area (% Free Area)

		Width in. (mm)							
		12" (305)	24" (610)	36" (914)	48" (1219)	60" (1254)	72" (1829)	84" (2134)	96" (2438)
Height in. (mm)	12" (305)	52.00	55.50	56.33	58.00	58.00	58.00	58.00	58.63
	24" (610)	54.00	57.25	58.33	60.00	60.00	60.08	60.07	60.69
	36" (914)	54.33	57.33	58.33	60.00	60.07	60.06	60.10	60.75
	48" (1219)	54.75	57.75	58.75	60.50	60.55	60.58	60.61	61.25

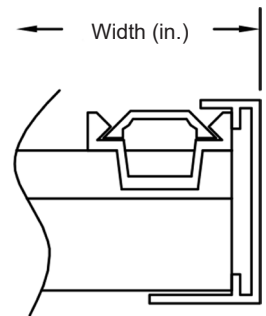
FRAME OPTIONS



Glazing Frame
(Optional)



Flanged Frame
(Optional)



Channel Frame
(Optional)