

AS1S30H

FREE AREA TABLES

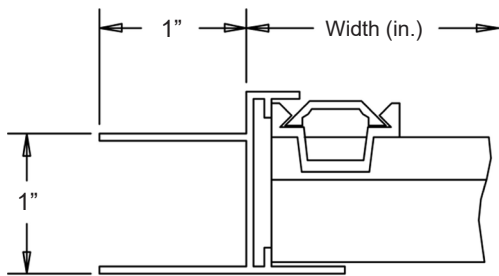
Free Area (sq.ft.)

		Width in. (mm)							
		12" (305)	24" (610)	36" (914)	48" (1219)	60" (1254)	72" (1829)	84" (2134)	96" (2438)
Height in. (mm)	12" (305)	.63 (0.059)	1.33 (0.124)	2.03 (0.189)	2.78 (0.258)	3.48 (0.323)	4.18 (0.388)	4.88 (0.453)	5.63 (0.523)
	24" (610)	1.29 (0.120)	2.72 (0.253)	4.16 (0.386)	5.70 (0.529)	7.13 (0.662)	8.57 (0.796)	10.00 (0.929)	11.55 (1.073)
	36" (914)	1.94 (0.180)	4.09 (0.380)	6.25 (0.581)	8.57 (0.796)	10.73 (0.997)	12.88 (1.197)	15.04 (1.397)	17.36 (1.613)
	48" (1219)	2.60 (0.242)	5.49 (0.510)	8.38 (0.779)	11.50 (1.068)	14.39 (1.337)	17.28 (1.605)	20.12 (1.869)	23.28 (2.163)

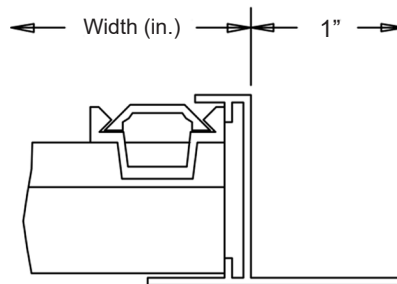
Free Area (% Free Area)

		Width in. (mm)							
		12" (305)	24" (610)	36" (914)	48" (1219)	60" (1254)	72" (1829)	84" (2134)	96" (2438)
Height in. (mm)	12" (305)	63.00	66.50	67.67	69.50	69.60	69.67	69.71	70.38
	24" (610)	64.50	68.00	69.33	71.25	71.30	71.42	71.43	72.19
	36" (914)	64.67	68.17	69.44	71.42	71.53	71.56	71.62	72.33
	48" (1219)	65.00	68.63	69.83	71.88	71.95	72.00	71.86	72.75

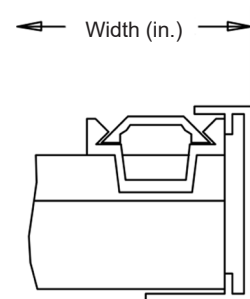
FRAME OPTIONS



Glazing Frame
(Optional)



Flanged Frame
(Optional)



Channel Frame
(Optional)