

Steel Control Damper ▲ 4" Deep ▲ Single Straight Blade ▲ 250°F Max Temperature ▲ Volume Control ▲ Manual

For use to 1 in. w.g. and 1500 FPM

STANDARD MATERIALS AND CONSTRUCTION

- FRAME:** 16 GA. galvanized steel hat shape frame, furnished with pre-punched mounting holes in frame.
- BLADE:** 20 GA. galvanized steel with formed edges and center bend. 16 GA. galvanized steel blade also available. See Note 4 for performance details.
- SHAFT:** ½" dia. plated steel stub, mono-bolted to blade.
- BEARING:** Swaged steel.
- ACTUATOR:** Hand quadrant. Shipped loose for field mounting.

TEMP. LIMITS: 250°F.
FINISH: Mill.

OPTIONS

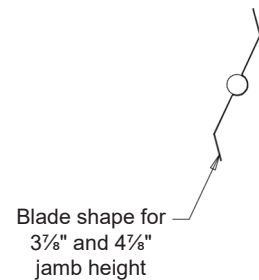
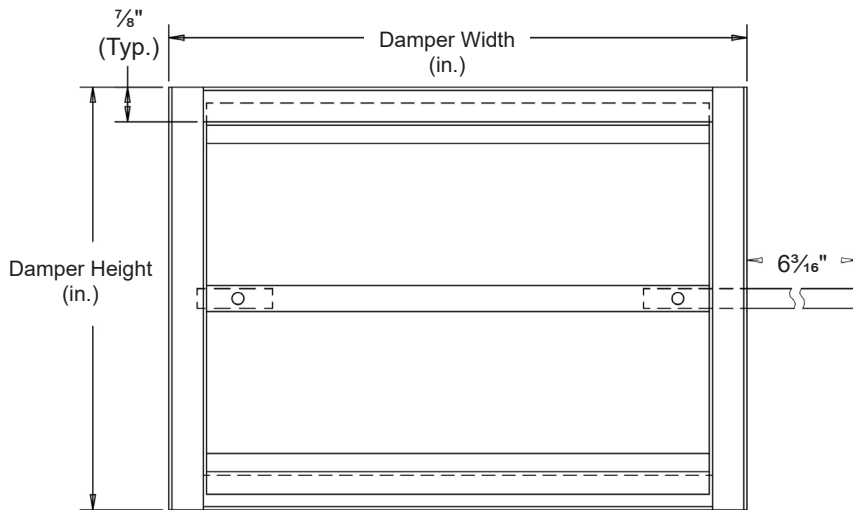
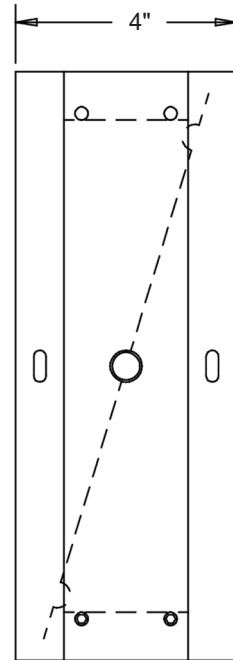
- Auxiliary switch.
- 16 GA. galvanized steel blade.

NOTES

1. ⅛" nominal deduction will be made to the opening size given.
2. This damper is designed for manual balancing applications.
3. Hat shaped frame provides greater reinforcement and ease of installation.
4. This model has been tested to withstand 2 in. w.g. at 2500 FPM, using the optional 16 GA. galvanized steel blade.
5. Shipping weight: Damper Width x .40lbs./in.

DAMPER SIZES

Min Panel	Max Single Panel
6"W x 4"H	36"W x 12"H



Item #	Qty	Damper Width	Damper Height		Union Made
Arch. / Eng.:					
Contractor:					
Project:					
EDR:		ECN:		Job:	
Date:		DWN:		DWG:	