

Extruded Aluminum Louver ▲ 6" Deep ▲ 45° Drain Blades ▲ Stationary ▲ Recessed Mullion ▲ Continuous Line

Continuous Line

STANDARD MATERIALS AND CONSTRUCTION

FRAME: .081" thick (nominal) extruded aluminum, 6063-T52/T6 alloy.

BLADE: .125" thick (nominal) extruded aluminum, 6063-T52/T6 alloy. Blades are at 45° angle and approximately 5 3/8" on centers.

LOUVER FACE: Full width sill, with blades and head contained in jambs.

SCREEN: (When indicated.)

1/2" flattened aluminum (.051" thick),

-or- 1/2" sq. mesh, intermediate double-crimped aluminum wire, .063" dia.,

-or- 1 5/16 mesh, .011" dia. aluminum wire, insect screen.

FINISH: Mill

OPTIONS

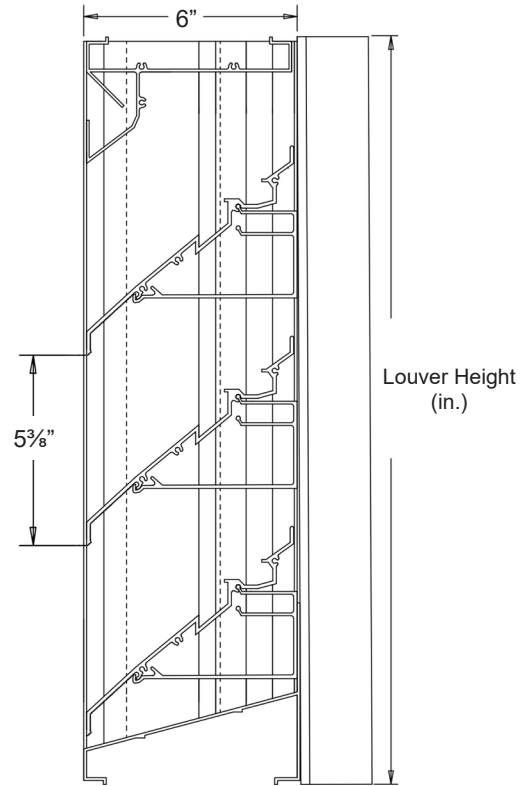
Finish - Baked Enamel, Kynar, Anodize

NOTES

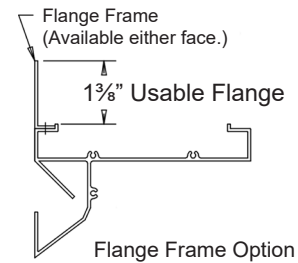
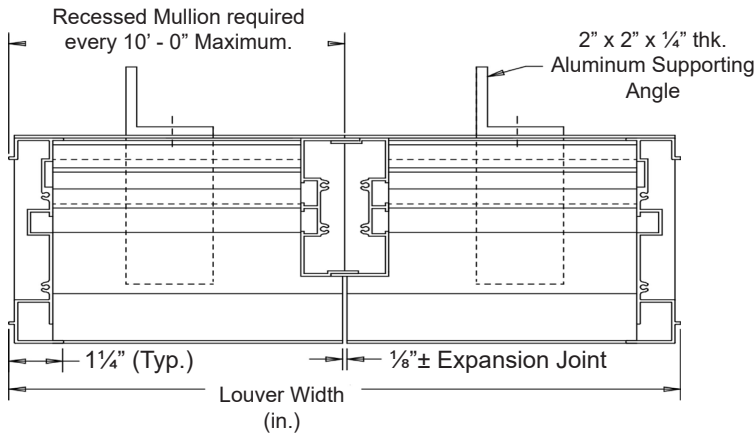
1. Nominal deductions will be made to the opening size given.
2. Louvers shall withstand a windload of 20 PSF for a single panel. Consult the factory to substitute other load requirements.
3. Approximate shipping weight is 4.0 lbs./sq.ft.

LOUVER SIZES

Min Panel	Max Single Panel
12"W x 12"H	120"W x 60"H 60"W x 120"H



Not to scale.



Item #	Qty	Width	Height	Width	Height	Mullion	Type	Location	Union Made
		Opening Size		Louver Size			Screens		
Arch. / Eng. :						EDR:		ECN:	Job:
Contractor:									
Project:						Date:		DWN:	DWG:



Dampers ▲ Louvers
UL Life Safety Products
Division of Mestek
Member of AMCA

airbalance.com

In the interest of product development, Air Balance reserves the right to make changes without notice.

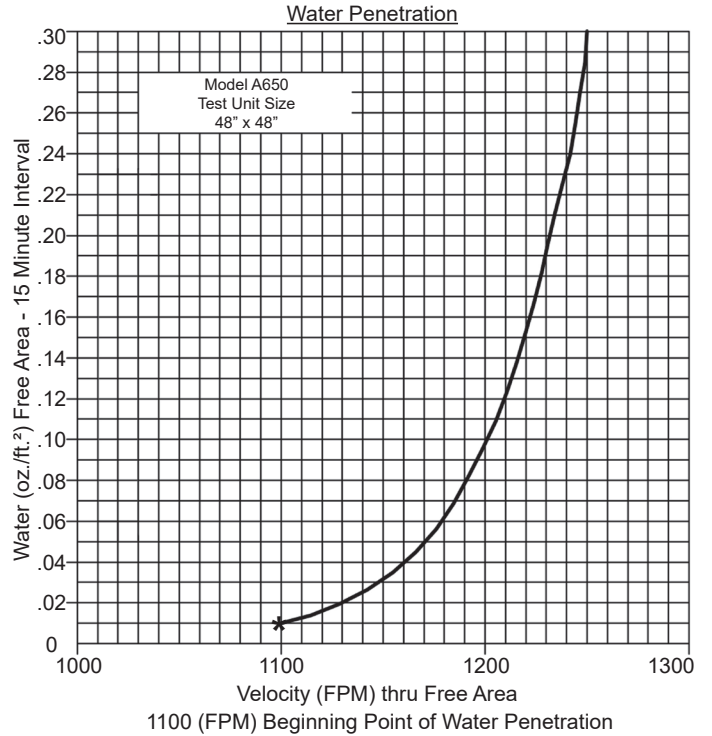
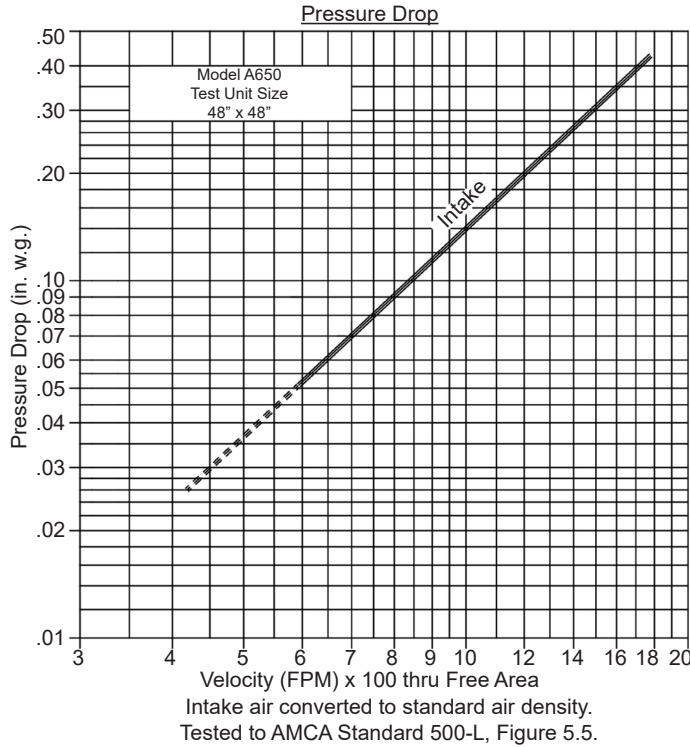
450 Riverside Dr • Wyalusing PA, 18853 • Phone 570-746-1888 • Fax 570-746-9286

Extruded Aluminum Louver ▲ 6" Deep ▲ 45° Drain Blades ▲ Stationary ▲ Recessed Mullion ▲ Continuous Line

PERFORMANCE DATA

Pressure Drop: .10 in. w.g. at 800 fpm (intake)
 Free Area: 8.40 sq.ft. = 53% for 48"W x 48"H sample tested in accordance with AMCA Standard 500-L.
 Beginning Point of Water Penetration: 1100 FPM

Ratings do not include effects of a screen.



		Free Area (sq.ft.)																		
		Width (in.)																		
		12"	18"	24"	30"	36"	42"	48"	54"	60"	66"	72"	78"	84"	90"	96"	102"	108"	114"	120"
Height (in.)	12"	.23	.38	.52	.67	.81	.96	1.10	1.25	1.39	1.54	1.68	1.83	1.97	2.12	2.26	2.41	2.56	2.70	2.85
	24"	.77	1.26	1.75	2.23	2.72	3.21	3.70	4.18	4.67	5.16	5.64	6.13	6.62	7.11	7.59	8.08	8.57	9.06	9.54
	36"	1.24	2.02	2.81	3.59	4.37	5.15	5.94	6.72	7.50	8.29	9.07	9.85	10.64	11.42	12.20	12.98	13.77	14.55	15.33
	48"	1.78	2.91	4.03	5.16	6.28	7.41	8.40	9.66	10.78	11.91	13.03	14.16	15.28	16.41	17.53	18.66	19.78	20.91	22.03
	60"	2.33	3.79	5.26	6.73	8.20	9.67	11.14	12.61	14.08	15.54	17.01	18.48	19.95	21.42	22.89	24.36	25.83	27.29	28.76
	72"	2.82	4.60	6.38	8.16	9.94	11.72	13.50	15.28	17.06	18.83	20.61	22.39	24.17	25.95	27.73	29.51	31.29	33.07	34.85
	84"	3.30	5.38	7.46	9.54	11.62	13.70	15.78	17.87	19.95	22.03	24.11	26.19	28.27	30.35	32.44	34.52	36.60	38.68	40.76
	96"	4.02	6.56	9.11	11.65	14.19	16.73	19.27	21.81	24.35	26.89	29.43	31.97	34.51	37.06	39.60	42.14	44.68	47.22	49.76
	108"	4.38	7.14	9.91	12.68	15.44	18.21	20.97	23.74	26.50	29.27	32.04	34.80	37.57	40.33	43.10	45.86	48.63	51.39	54.16
	120"	4.88	7.96	11.04	14.13	17.21	20.29	23.37	26.45	29.54	32.62	35.70	38.78	41.87	44.95	48.03	51.11	54.19	57.28	60.36



Air Balance certifies that the Model A650 shown herein is licensed to bear the AMCA seal. The ratings shown are based on tests and procedures performed in accordance with AMCA Publication 511 and comply with the requirements of the AMCA Certified Ratings Program. The AMCA Certified Ratings Seal applies to Water Penetration and Air Performance Ratings only.



Dampers ▲ Louvers
 UL Life Safety Products
 Division of Mestek
 Member of AMCA

airbalance.com

450 Riverside Dr • Wyalusing PA, 18853 • Phone 570-746-1888 • Fax 570-746-9286

AB-08-07-10