

**STANDARD MATERIALS AND CONSTRUCTION**

**FRAME:** .081" thick (nominal) extruded aluminum, 6063-T52/T6 alloy.

**BLADE:** .081" thick (nominal) extruded aluminum, 6063-T52/T6 alloy. Blades approximately 3" on centers.

**LOUVER FACE:** All surfaces are flush, with jambs contained within the head and sill.

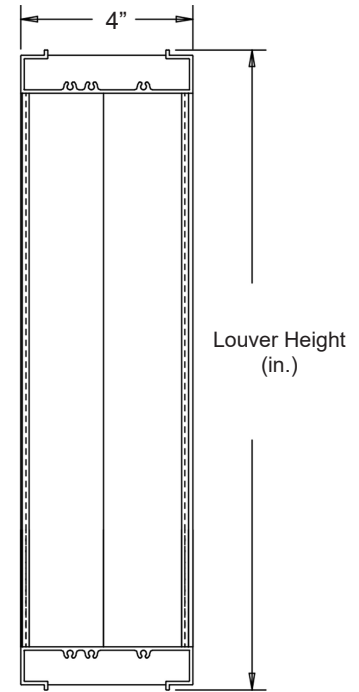
**SCREEN:** (When indicated.)

½" flattened aluminum (.051" thick),

-or- ½" sq. mesh, intermediate double-crimped aluminum wire, .063" dia.,

-or- ⅜" mesh, .011" dia. aluminum wire, insect screen.

**FINISH:** Mill



Not to scale.

**OPTIONS**

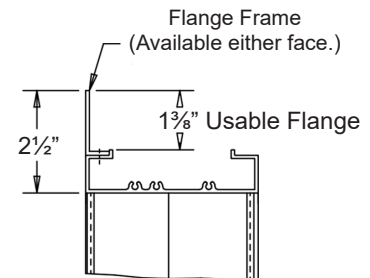
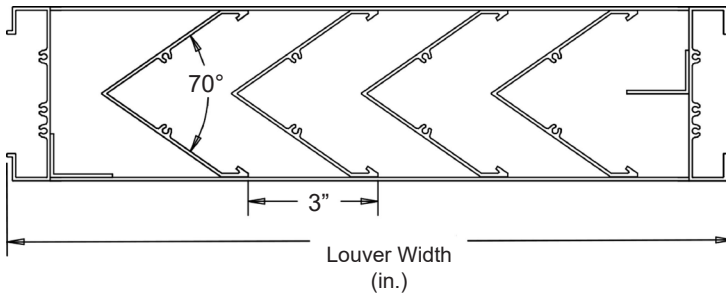
Finish - Baked Enamel, Kynar, Anodize

**NOTES**

1. Nominal deductions will be made to the opening size given.
2. Approximate shipping weight is 5.0 lbs./sq.ft.

**LOUVER SIZES**

Min Panel	Max Single Panel
12"W x 12"H	96"W x 60"H



Flange Frame Option

<b>Item #</b>	<b>Qty</b>	<b>Width</b>	<b>Height</b>	<b>Width</b>	<b>Height</b>	<b>Mullion</b>	<b>Type</b>	<b>Location</b>				
		<b>Opening Size</b>		<b>Louver Size</b>								
<b>Arch. / Eng. :</b>						<b>EDR:</b>		<b>ECN:</b>		<b>Job:</b>		
<b>Contractor:</b>												
<b>Project:</b>						<b>Date:</b>		<b>DWN:</b>		<b>DWG:</b>		

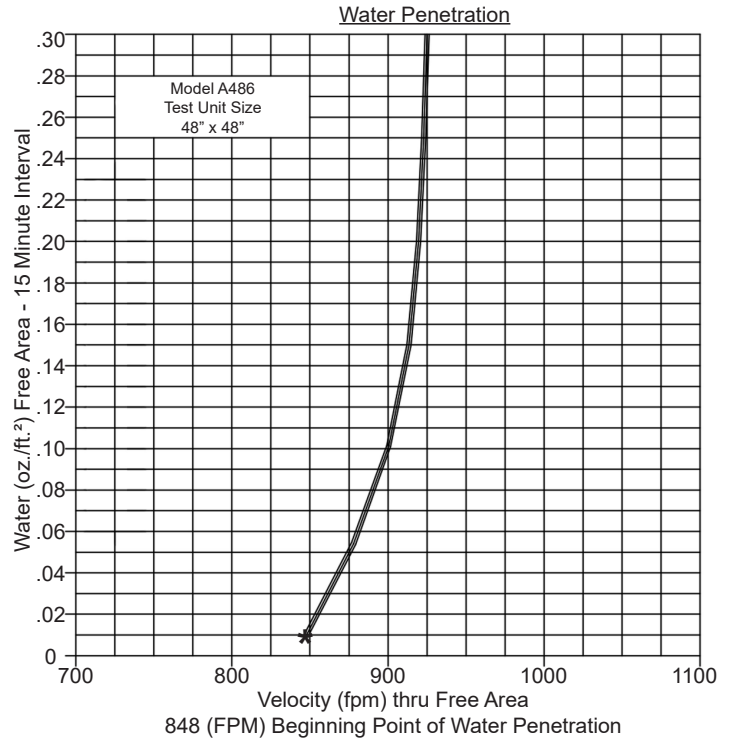
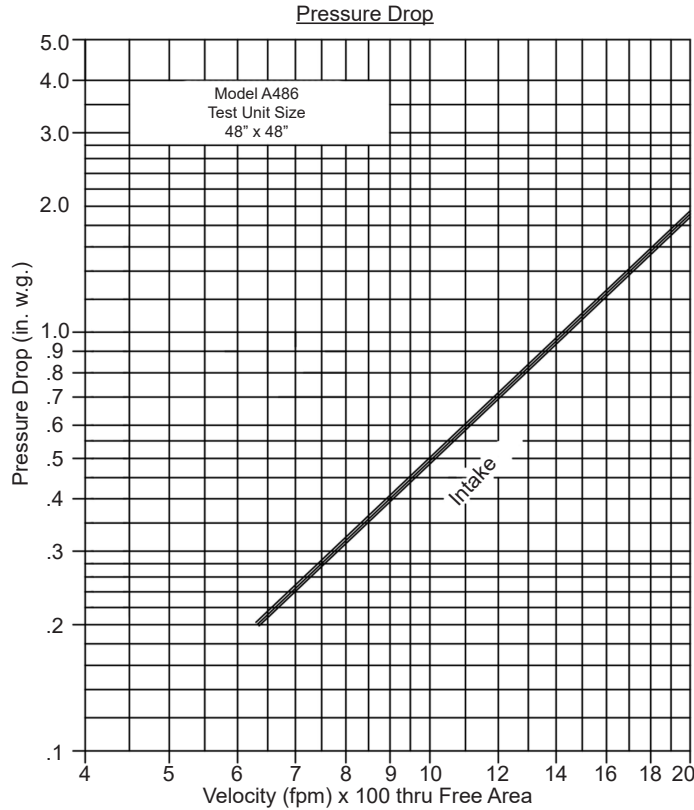


**Union Made**

**PERFORMANCE DATA**

Pressure Drop: .50 in. w.g. at 1000 fpm (intake)  
 Free Area: 6.22 sq.ft. = 38.9% for 48"W x 48"H sample tested in accordance with AMCA Standard 500-L.  
 Beginning Point of Water Penetration: 848 fpm

Ratings do not include effects of a screen.



Intake air converted to standard air density.  
 Tested to AMCA Standard 500-L, Figure 5.5.

**Free Area (sq.ft.)**

		Width (in.)								
		12"	18"	24"	30"	36"	42"	48"	54"	60"
Height (in.)	12"	.27	.40	.53	.67	.80	.93	1.07	1.20	1.33
	24"	.70	1.04	1.39	1.74	2.09	2.43	2.78	3.13	3.48
	36"	1.13	1.69	2.25	2.81	3.38	3.94	4.50	5.06	5.63
	48"	1.55	2.33	3.11	3.89	4.66	5.44	6.22	6.99	7.77
	60"	1.98	2.98	3.97	4.96	5.95	6.94	7.93	8.93	9.92
	72"	2.41	3.62	4.83	6.03	7.24	8.45	9.65	10.86	12.07
	84"	2.84	4.26	5.68	7.11	8.53	9.95	11.37	12.79	14.21
	96"	3.27	4.91	6.54	8.18	9.82	11.45	13.09	14.72	16.36