

STANDARD MATERIALS AND CONSTRUCTION

FRAME: .081" thk. (nominal) extruded aluminum 6063-T52/T6 alloy. Channel type.

BLADE: .081" thk. (nominal) extruded aluminum 6063-T52/T6 alloy. Blades are approximately 4" on centers.

LOUVER FACE: Full width sill with drain head and drain blades contained within drain jambs.

SHAFT: .50" dia aluminum "Pin-Lock" rod.

BEARINGS: Celcon bearing material so that there will be no metal to metal friction.

LINKAGE: Extruded aluminum, concealed in the channel out of the airstream. The pivots, which rotate in Celcon bearings, are .50" dia. plated and machined steel. The pivot is locked to 5/16" dia. aluminum linkage rod by a 1/4 - 20 set screw with epoxy locking patch.

SEALS: Extruded silicone rubber seals at blade edge. Polyurethane at jambs.

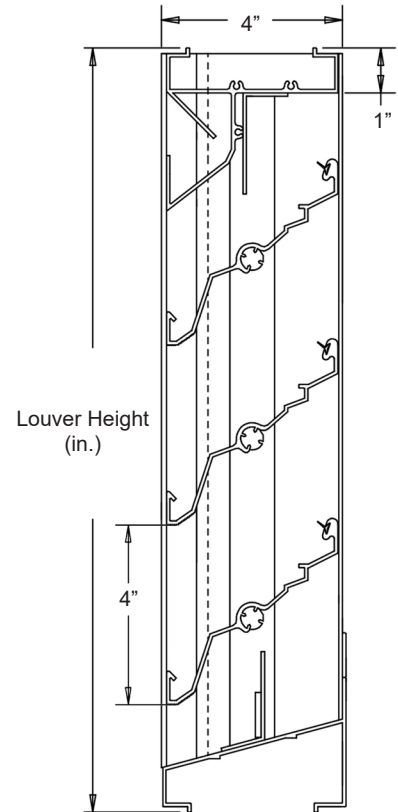
SCREEN: (When indicated, in a removable frame)

1/2" flattened aluminum, .051" thk.,

-or- 1/2" sq. mesh intermediate double crimped aluminum wire, .063" dia.,

-or- 1 5/16" aluminum mesh insect screen, .011" dia.

FINISH: Mill.



Not to scale.

OPTIONS

Finishes - Enamels, Epoxies, etc.

Other screens are available.

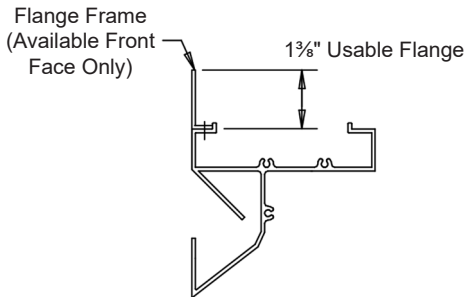
Actuators - Electric, Pneumatic, Manual, etc.

NOTES

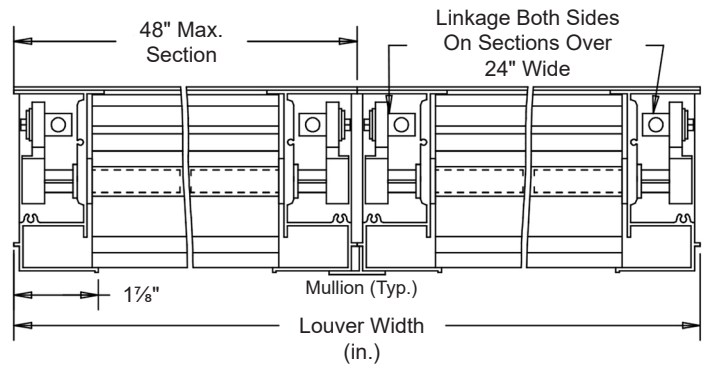
1. 1/2" nominal deduction will be made to the opening size given.
2. Approximate shipping weight is 5.0 lbs./sq.ft.

LOUVER SIZES

Min Panel	Max Single Panel
12"W x 12"H	48"W x 96"H



Optional Flange Frame

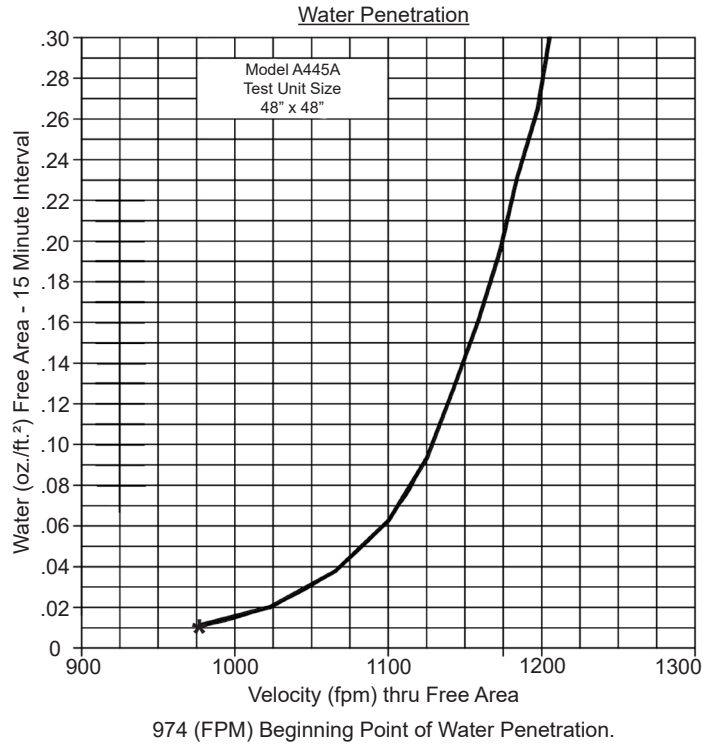
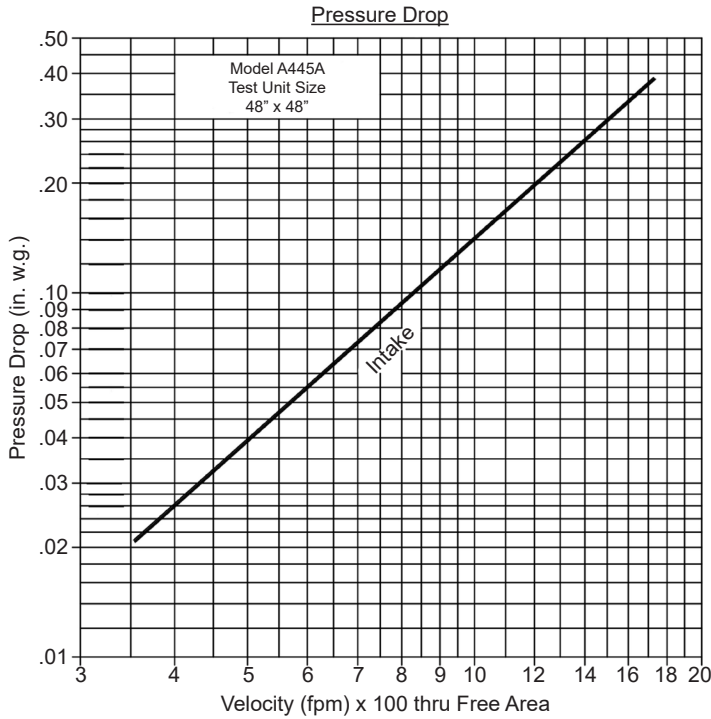


Item #	Qty	Width	Height	Width	Height	Mullion	Type	Location		
		Opening Size		Louver Size			Screens			Union Made
Arch. / Eng. :						EDR:		ECN:		Job:
Contractor:										
Project:						Date:		DWN:		DWG:

PERFORMANCE DATA

Pressure Drop: .14 in. w.g. at 1000 fpm (intake)
 Free Area: 7.07 sq.ft. = 44% for 48"W x 48"H sample tested in accordance with AMCA Standard 500-L.
 Beginning Point of Water Penetration: 974 fpm

Ratings do not include the effects of a screen.



Free Area (sq. ft.)

		Width (in.)						
		12"	18"	24"	30"	36"	42"	48"
Height (in.)	12"	.17	.31	.44	.57	.70	.83	.96
	24"	.56	.98	1.41	1.83	2.25	2.67	3.10
	36"	.93	1.63	2.33	3.02	3.72	4.42	5.12
	48"	1.28	2.23	3.19	4.14	5.10	6.06	7.07
	60"	1.64	2.87	4.10	5.33	6.57	7.80	9.03
	72"	1.99	3.49	4.99	6.48	7.98	9.47	10.97
	84"	2.35	4.11	5.87	7.63	9.40	11.16	12.92
	96"	2.74	4.79	6.84	8.89	10.95	13.00	15.05