

# Face & Bypass Configurations

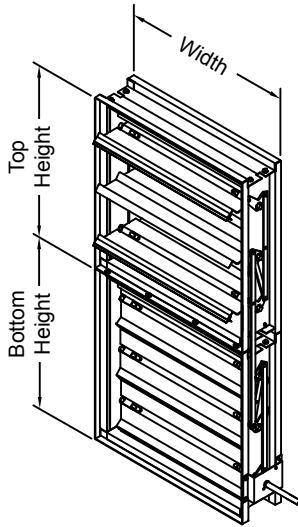
## Control Damper Models: AB1, AB2, AC1, AC2, AC515, AC516

### APPLICATION

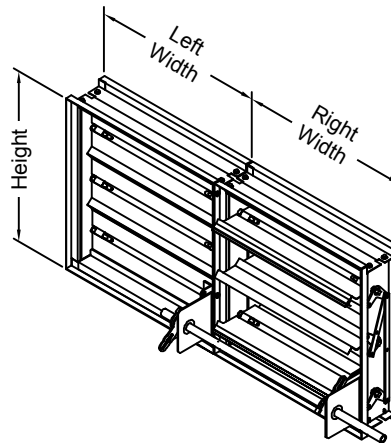
Face and Bypass dampers are connected for simultaneous blade action, causing one damper to open and one to close. The damper assemblies are FBV - Vertical, FBH - Horizontal, and FBP - Perpendicular.

### NOTES

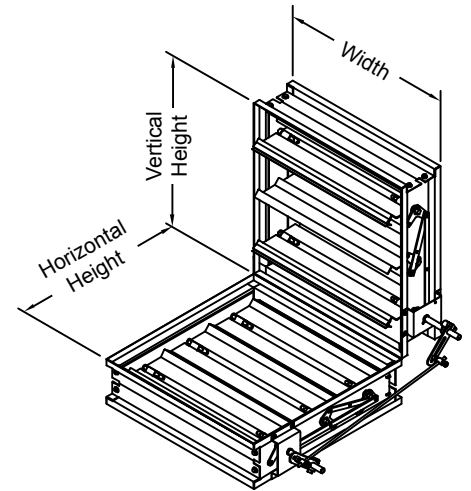
1. Unless otherwise specified overall damper assembly will be fabricated  $\frac{1}{4}$ " under listed size.
2. Style FBP and FBV have extended shaft drive as standard. For multiple section wide units, jackshifting will be required.
3. Style FBH requires jackshaft. FBH is not available for the AB1 and AB2.
4. The many linkage configurations cannot all be shown here. If information on exact configuration is required, consult factory. In some cases jackshifting rotates less than  $90^\circ$ , motor linkage must be adjusted.
5. The section that closes when operator is de-energized must be specified on order for factory installed operators.
6. See standard submittal drawings for damper details.



**FBV**  
Vertical



**FBH**  
Horizontal  
(As viewed from the jackshaft side.)



**FBP**  
Perpendicular

# Face & Bypass Configurations

## Control Damper Models: AB1, AB2, AC1, AC2, AC515, AC516

---

This page is intentionally left blank.